


# 70011 ... 70021 LED CG-S

## Exit Sign Luminaires



### 70011 ... 70021 LED CG-S

- Enclosure made of slim aluminium profile, anodised, with silk-screened pictogram cover
- Special LED converter, with integrated monitoring module for single luminaire monitoring
- Minimum service requirement due to high service life of the LEDs (up to 50,000 hours)
- Low operating costs with low effective connected load of only 3.1 W (2.0 W with single sided emission)
- Shortened inspection effort due to CEWA GUARD technology
- Automatic function monitoring of up to 20 luminaires per circuit
- Reduced installation expenditure with STAR technology
- Freely programmable mixed operation of the switching modes per luminaire in one circuit

70011 LED CG-S






Dimensions in mm



|  |  |
|--|--|
| Viewing distance   | 20 m   |
| Luminous flux $\Phi_E/\Phi_N$ at the end of rated operating time     | 100 %  |
| Housing material   | Aluminium  |
| Weight incl. panel   | 1.20 kg (70011 LED CG-S)<br>1.25 kg (70021 LED CG-S)   |
| Housing colour   | Aluminium, anodised  |
| Type of mounting   | Wall mounting (70011 LED CG-S)<br>Wall, ceiling and pendant mounting (70021 LED CG-S)          |
| Connection terminals   | 3 x 2.5 mm <sup>2</sup>  |
| Connection voltage   | 220 – 240 V AC, 50/60 Hz<br>176 – 275 V DC   |
| Current consumption - battery operation (220 V)                      | 8.7 mA (70011 LED CG-S)<br>14.0 mA (70021 LED CG-S)  |
| Power consumption mains operation (apparent power / effective power) | 4.36 VA/2.0 W (70011 LED CG-S)<br>5.80 VA/3.1 W (70021 LED CG-S)                               |
| Inrush current   | 1.5 A  |
| Permissible ambient temperature                                      | -10 °C to +40 °C   |
| Light source   | HighPower LEDs 1 x 1.1 W LED (70011 LED CG-S)<br>HighPower LEDs 2 x 1.1 W LED (70021 LED CG-S) |

### Ordering details

| Type              | Scope of supply   | Order No.   |
|-------------------|---|-------------|
| 70011 LED CG-S    | Luminaire with CEWA GUARD monitoring and 20-digit address switch, without cover   | 40071351270 |
| 70021 LED CG-S WM | Luminaire with CEWA GUARD monitoring for wall mounting, with 20-digit address switch, without covers*                       | 40071351271 |
| 70021 LED CG-S DM | Luminaire with CEWA GUARD monitoring for ceiling mounting, with 20-digit address switch, without covers*                    | 40071351272 |
| 70021 LED CG-S PM | Luminaire with CEWA GUARD monitoring for pendant mounting, with 20-digit address switch, without covers*                    | 40071351273 |
| Cover PL          | Cover with pictogram acc. to ISO 7010  | 40071354220 |
| Cover PR          | Cover with pictogram acc. to ISO 7010  | 40071354221 |
| Cover PU          | Cover with pictogram acc. to ISO 7010  | 40071354222 |
| Blind cover       |   | 40071351196 |

\* Each luminaire requires 2 covers.

Installation material is not included in the scope of delivery of the luminaire. Please order installation material separately depending on the type of mounting (see accessories).

WM = Wall mounting, DM = Ceiling mounting, PM = Pendant mounting

70021 LED CG-S DM  
with wall/ceiling mounting kit

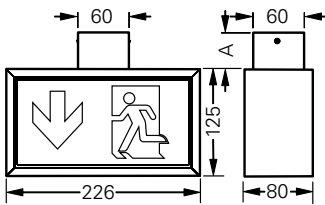


### Accessories

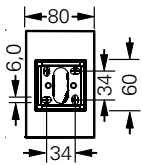
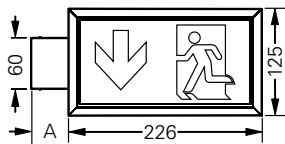
| Type                      |                         | Order No.   |
|---------------------------|-------------------------|-------------|
| Wall/ceiling mounting kit | for WM / DM, A = 42 mm  | 40071351011 |
| Wall/ceiling mounting kit | for WM / DM, A = 100 mm | 40071351497 |
| Single suspension         | for PM                  | 40071351157 |

3

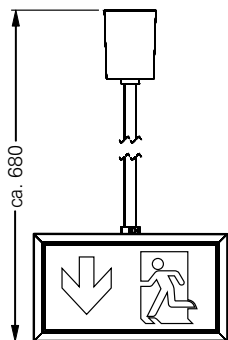
Dimensions in mm



70021 LED CG-S DM



70021 LED CG-S WM



70021 LED CG-S PM