

5.4

Exit signs - Indoor

71811 / 71821 LED CGLine+



- Enclosure made of slim aluminium profile, anodised, with mitre cut
- No tools necessary for installation of silkscreen pictograms
- Dimmable in three steps for use in dark ambient conditions

Light Source:

71811: 3 x 1 W LEDs

71821: 4 x 1 W LEDs

Materials:

Aluminium housing

Colour : aluminium, anodized

Lithium ion battery

Installation:

71811: Wall mounting

71821: Ceiling, pendant, chain or wall bracket mounting

Terminals : Through-wiring from mains (L, L, N, PE) up to 2.5 mm²

CGLine+ bus through-wiring up to 1.5 mm²

Operation:

For maintained and non-maintained operations

CGLine+ (Without bus working in AT mode)

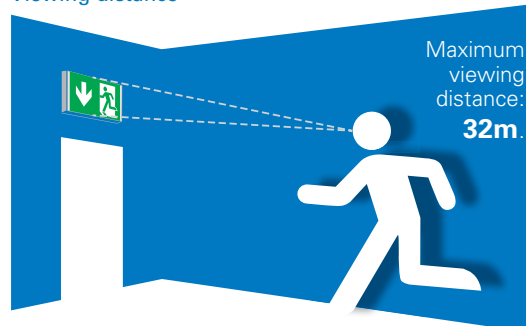
For 1 h, 3 h or 8 h operation

The 71811 & 71821 LED is a range of exit sign luminaires with an enclosure made from matt anodized aluminum extrusion profile. With its various mounting methods, it can be used for a wide variety of installation situations. Optimal perceptibility is achieved by the high luminance of the white contrasting colour (>500cd/m²).

One, three or eight hours rated operating duration can be freely specified according to application.

The use of LEDs, automatic testing and monitoring devices (CGLine+) significantly reduce the operating and maintenance costs of the installation.








Viewing distance



Viewing distance of 32 meters provides the ability to use fewer products and less power consumption per coverage area of an application.

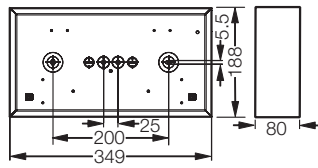
Applications:

Hotels, cinemas, theaters, schools and hospitals


Order code	Description				
40071354827	Exit sign luminaire 71811 1-8h/D LED CGLine+, single sided	7 VA/6.6 W	1-3-8h	LiNiMnCoO ₂ 3.7V/4Ah	Maintained / Non-Maintained
40071354828	Exit sign luminaire 71821 1-8h/D LED CGLine+ WM, double-sided	8.8 VA/8.3 W	1-3-8h	LiNiMnCoO ₂ 3.7V/4Ah	Maintained / Non-Maintained
40071354829	Exit sign luminaire 71821 1-8h/D LED CGLine+ DM, double-sided	8.8 VA/8.3 W	1-3-8h	LiNiMnCoO ₂ 3.7V/4Ah	Maintained / Non-Maintained
40071354830	Exit sign luminaire 71821 1-8h/D LED CGLine+ PM, double-sided	8.8 VA/8.3 W	1-3-8h	LiNiMnCoO ₂ 3.7V/4Ah	Maintained / Non-Maintained
40071354240	Cover Pictogram Arrow LEFT, ISO		Each 71821 luminaire requires 2 covers.		
40071354241	Cover Pictogram Arrow RIGHT, ISO		Installation material not included.		
40071354242	Cover Pictogram Arrow DOWN, ISO		Please order separately depending on the type of mounting (see accessories).		
40071351197	Blind cover (cover without picto)				

WM = Wall mounting, DM = Ceiling mounting, PM = Pendant mounting

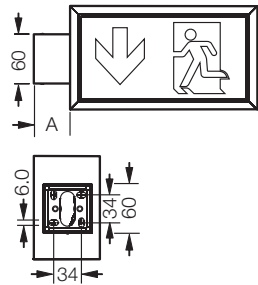
71811 LED CGLine+



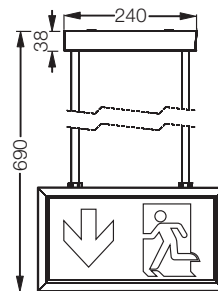
71821 CGLine+ WM



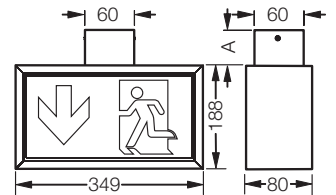
71821 CGLine+ WM



71821 CGLine+ PM



71821 CGLine+ DM



Accessories

Order code	Description
71811 LED CGLine+	
40071348370	Wire guard
71821 LED CGLine+	
40071351011	Wall / ceiling mounting kit for WM/DM, A = 42 mm
40071351497	Wall / ceiling mounting kit for WM/DM, A = 100 mm
40071350412	Suspension set 0.5 m with canopy, silver, square form for PM
40071350416	Suspension set 1.5 m with canopy, silver, square form for PM
40071351158	Chain fastening