

IES Indoor Report

Photometric Filename:148-164_165_169.IES

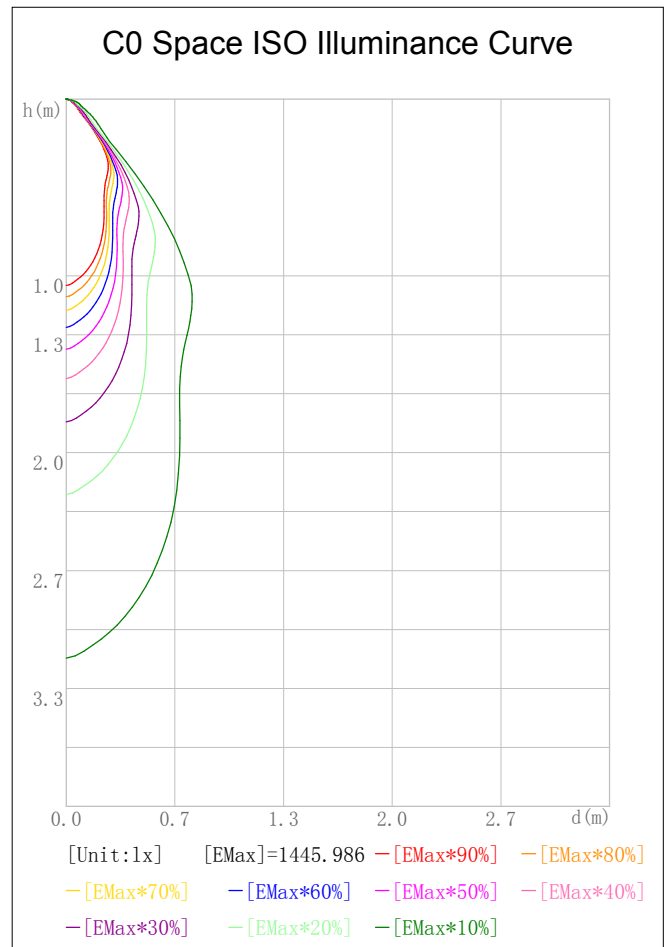
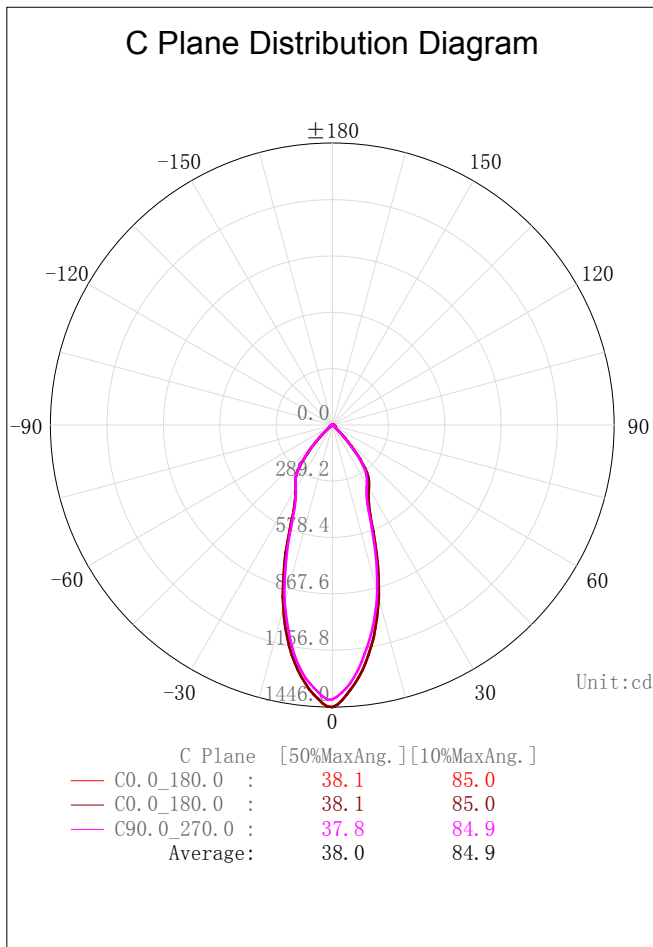
Indoor Luminaire Photometric Data

Description Information

Luminary Name: 148-164_165_169	Lum. Catalog: LED MODULE	Test ID: 001
Lamp Name: LED MODULE	Lamp Catalog: LED MODULE	Test Date: 2022/07/01
Manufacture: 5	Shld. Ang(°):	Test Machine:GON-2000
Test Lab: Volnic IES	Frequency(Hz):	Lamp CCT(K): Ra:
Lum. Size (W*L*H): 40mm*40mm*0mm	Lum. Area (m2): 0.001	Lum. W (kg): 0.500
Test System: C, γ	Test Step: C=30.0 γ =1.0	Temp. (°C): 25
		Humidity (%): 68

Character Parameter

Lamp Speciality Parameter		Luminaire Speciality Parameter	
Rated Flux(lm): 861.566	Luminary Flux(lm): 861.566	Field Angle(10%Imax): 85.0(°)	
Rated Power(W):	Luminary Efficiency: 100.00%	Down Lumens&Percent: 861.566lm 100.00%	
Rated Voltage(V): 220	Luminary EER(lm/W): 68.487	Up Lumens&Percent: -0.000lm 0.00%	
Tested Power(W): 12.580	Max. Candela(cd): 1445.986	S/MH: C0_a180=0.617 C90_270=0.602	
Lamps' Inside: 1	Max Cand@Ang. (°): C=0.0 γ =0.0	CIE Type: Semi-Direct	
Tested Electrics(V, A, pf): 17.9, 0.700	Beam Angle(50%Imax): 38.1(°)	ErP Φ use(90°): 823.839lm	
Lamp Size(W*L*H): 40mm*40mm*0mm	Left=-19.5°, Right=18.5°	IRF (%): 346.447	



IES Indoor Report

Photometric Filename:148-164_165_169.IES

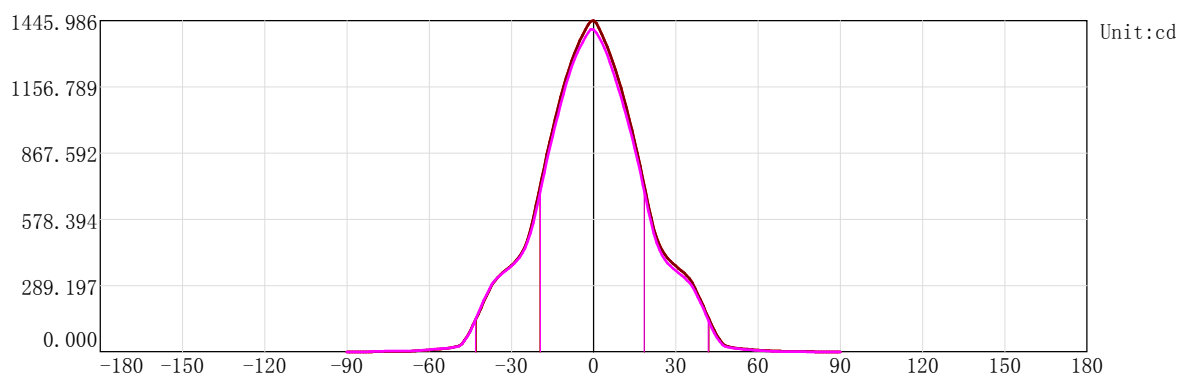
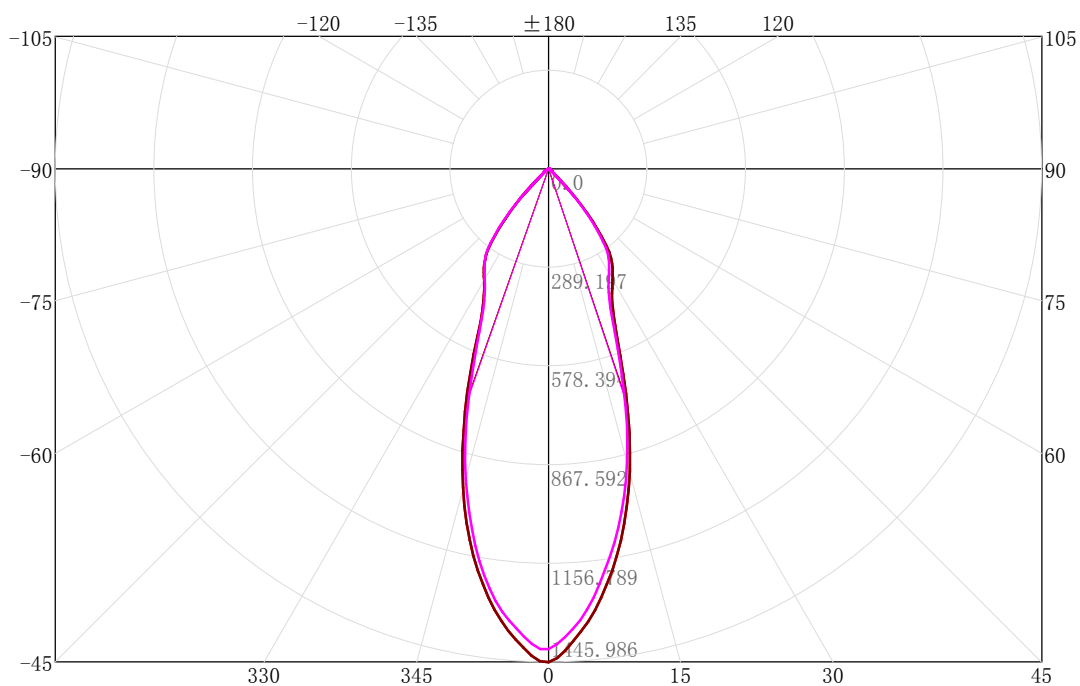
Average brightness table(cd/m2)

Angle value	Average	Average	Average
Y(°)	L0	L45	L90
45	81471	83898	70000
55	18287	17399	15893
65	8338	7381	5815
75	8557	7304	4775
85	0	0	0

2D Plane Light Intensity Distribution Curve

Lum. Name: 148-164_165_169	Lum. Catalog: LED MODULE	Test ID: 001
Lamp Name: LED MODULE	Lamp Catalog: LED MODULE	Test Lab: Volnic IES
Manufacture: 5	Test Machine:GON-2000	Test Date: 2022/07/01

C Plane Distribution Diagram

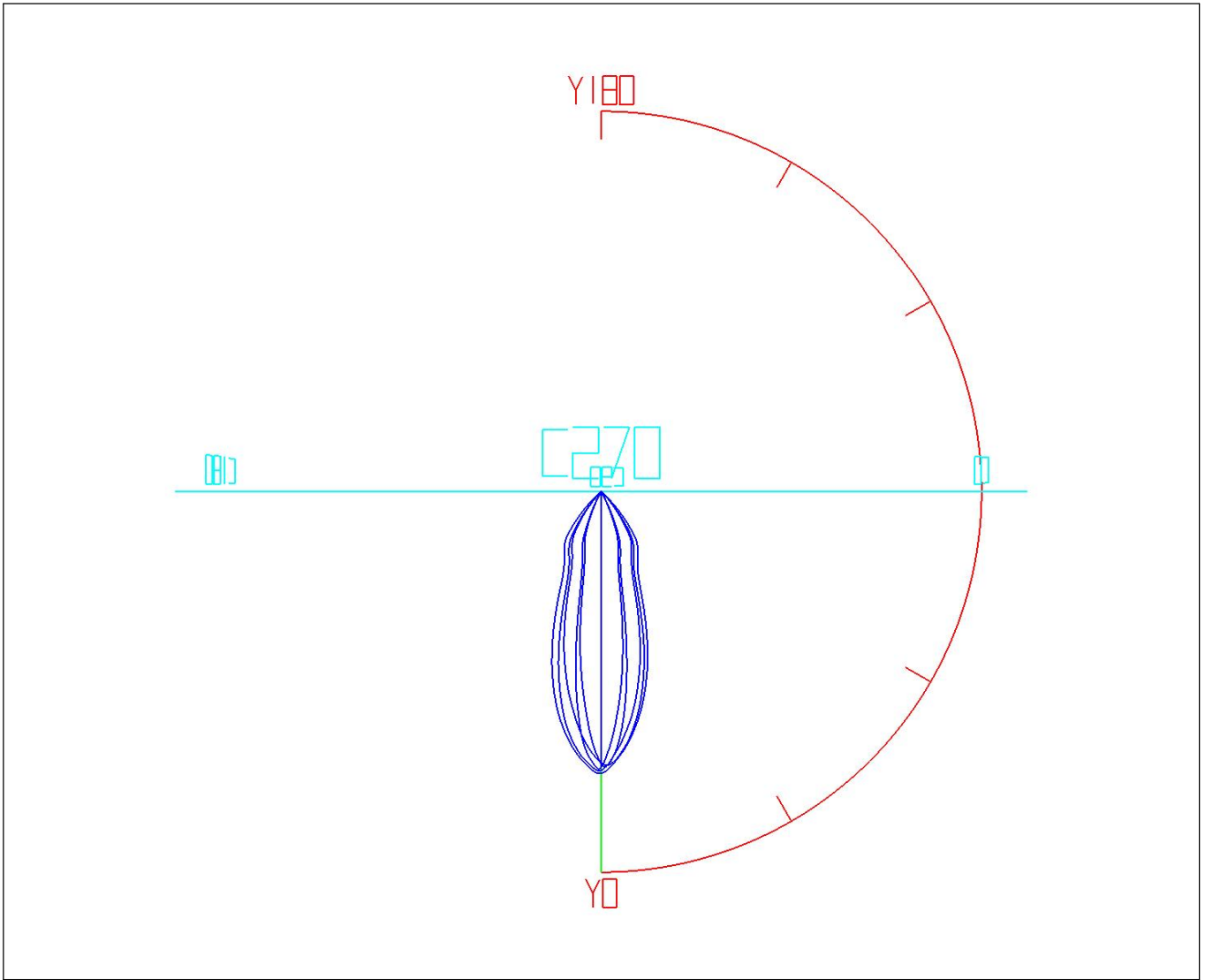


	C Plane	[50%MaxAng.]	[10%MaxAng.]
—	C0. 0_180. 0 :	38.1	85.0
—	C0. 0_180. 0 :	38.1	85.0
—	C90. 0_270. 0 :	37.8	84.9
	Average:	38.0	84.9

3D Light Intensity Distribution Modal

Lum. Name: 148-164_165_169	Lum. Catalog: LED MODULE	Test ID: 001
Lamp Name: LED MODULE	Lamp Catalog: LED MODULE	Test Lab: Volnic IES
Manufacture: 5	Test Machine:GON-2000	Test Date: 2022/07/01

3D Light Intensity Distribution Modal



Curves: 3D Model ——— Fixture ——— Vert. HUD ——— Hori. HUD ———
View Angles: Orient:0 Tilt:0 Roll:0 Spin:0

IES Indoor Report
Photometric Filename:148-164_165_169.IES

Zonal Flux Tabulation

Zone (γ)	Zone Flux (lm)	Sums Flux (lm)	Zone%Lamp	Sums%Lamp	Zone (γ)	Zone Flux (lm)	Sums Flux (lm)	Zone%Lamp	Sums%Lamp
0.0-1.0	1.35	1.35	0.16	0.16	47.0-48.0	2.90	837.66	0.34	97.23
1.0-2.0	4.02	5.37	0.47	0.62	48.0-49.0	2.22	839.88	0.26	97.48
2.0-3.0	6.61	11.98	0.77	1.39	49.0-50.0	1.88	841.76	0.22	97.70
3.0-4.0	9.09	21.07	1.06	2.45	50.0-51.0	1.69	843.45	0.20	97.90
4.0-5.0	11.47	32.54	1.33	3.78	51.0-52.0	1.55	845.00	0.18	98.08
5.0-6.0	13.72	46.27	1.59	5.37	52.0-53.0	1.43	846.43	0.17	98.24
6.0-7.0	15.83	62.09	1.84	7.21	53.0-54.0	1.34	847.77	0.16	98.40
7.0-8.0	17.77	79.86	2.06	9.27	54.0-55.0	1.25	849.03	0.15	98.54
8.0-9.0	19.54	99.41	2.27	11.54	55.0-56.0	1.17	850.20	0.14	98.68
9.0-10.0	21.15	120.56	2.45	13.99	56.0-57.0	1.09	851.29	0.13	98.81
10.0-11.0	22.56	143.11	2.62	16.61	57.0-58.0	1.01	852.30	0.12	98.92
11.0-12.0	23.74	166.86	2.76	19.37	58.0-59.0	0.92	853.23	0.11	99.03
12.0-13.0	24.71	191.57	2.87	22.23	59.0-60.0	0.84	854.06	0.10	99.13
13.0-14.0	25.47	217.04	2.96	25.19	60.0-61.0	0.75	854.81	0.09	99.22
14.0-15.0	25.99	243.03	3.02	28.21	61.0-62.0	0.67	855.49	0.08	99.29
15.0-16.0	26.28	269.31	3.05	31.26	62.0-63.0	0.60	856.09	0.07	99.36
16.0-17.0	26.29	295.60	3.05	34.31	63.0-64.0	0.53	856.62	0.06	99.43
17.0-18.0	26.02	321.62	3.02	37.33	64.0-65.0	0.47	857.09	0.05	99.48
18.0-19.0	25.53	347.15	2.96	40.29	65.0-66.0	0.41	857.51	0.05	99.53
19.0-20.0	24.83	371.98	2.88	43.18	66.0-67.0	0.37	857.87	0.04	99.57
20.0-21.0	23.96	395.95	2.78	45.96	67.0-68.0	0.33	858.20	0.04	99.61
21.0-22.0	23.00	418.95	2.67	48.63	68.0-69.0	0.31	858.52	0.04	99.65
22.0-23.0	22.04	440.99	2.56	51.18	69.0-70.0	0.30	858.82	0.04	99.68
23.0-24.0	21.24	462.23	2.47	53.65	70.0-71.0	0.31	859.13	0.04	99.72
24.0-25.0	20.70	482.92	2.40	56.05	71.0-72.0	0.31	859.43	0.04	99.75
25.0-26.0	20.37	503.29	2.36	58.42	72.0-73.0	0.31	859.75	0.04	99.79
26.0-27.0	20.18	523.47	2.34	60.76	73.0-74.0	0.31	860.05	0.04	99.82
27.0-28.0	20.11	543.58	2.33	63.09	74.0-75.0	0.30	860.35	0.03	99.86
28.0-29.0	20.11	563.69	2.33	65.43	75.0-76.0	0.28	860.62	0.03	99.89
29.0-30.0	20.15	583.83	2.34	67.76	76.0-77.0	0.25	860.87	0.03	99.92
30.0-31.0	20.19	604.02	2.34	70.11	77.0-78.0	0.21	861.08	0.02	99.94
31.0-32.0	20.21	624.23	2.35	72.45	78.0-79.0	0.17	861.25	0.02	99.96
32.0-33.0	20.20	644.43	2.34	74.80	79.0-80.0	0.13	861.38	0.01	99.98
33.0-34.0	20.10	664.53	2.33	77.13	80.0-81.0	0.09	861.47	0.01	99.99
34.0-35.0	19.91	684.44	2.31	79.44	81.0-82.0	0.05	861.52	0.01	100.00
35.0-36.0	19.57	704.01	2.27	81.71	82.0-83.0	0.03	861.55	0.00	100.00
36.0-37.0	18.97	722.98	2.20	83.92	83.0-84.0	0.01	861.56	0.00	100.00
37.0-38.0	18.02	741.01	2.09	86.01	84.0-85.0	0.00	861.57	0.00	100.00
38.0-39.0	16.76	757.76	1.94	87.95	85.0-86.0	0.00	861.57	0.00	100.00
39.0-40.0	15.33	773.10	1.78	89.73	86.0-87.0	0.00	861.57	0.00	100.00
40.0-41.0	13.79	786.88	1.60	91.33	87.0-88.0	0.00	861.57	0.00	100.00
41.0-42.0	12.14	799.03	1.41	92.74	88.0-89.0	0.00	861.57	0.00	100.00
42.0-43.0	10.45	809.48	1.21	93.95	89.0-90.0	0.00	861.57	0.00	100.00
43.0-44.0	8.73	818.21	1.01	94.97					
44.0-45.0	7.04	825.25	0.82	95.79					
45.0-46.0	5.47	830.72	0.63	96.42					
46.0-47.0	4.04	834.76	0.47	96.89					

Zonal Flux Tabulation - (Cont.)

Conical surface Flux(90deg):418.946

%lm = 48.63

%lamp = 48.63

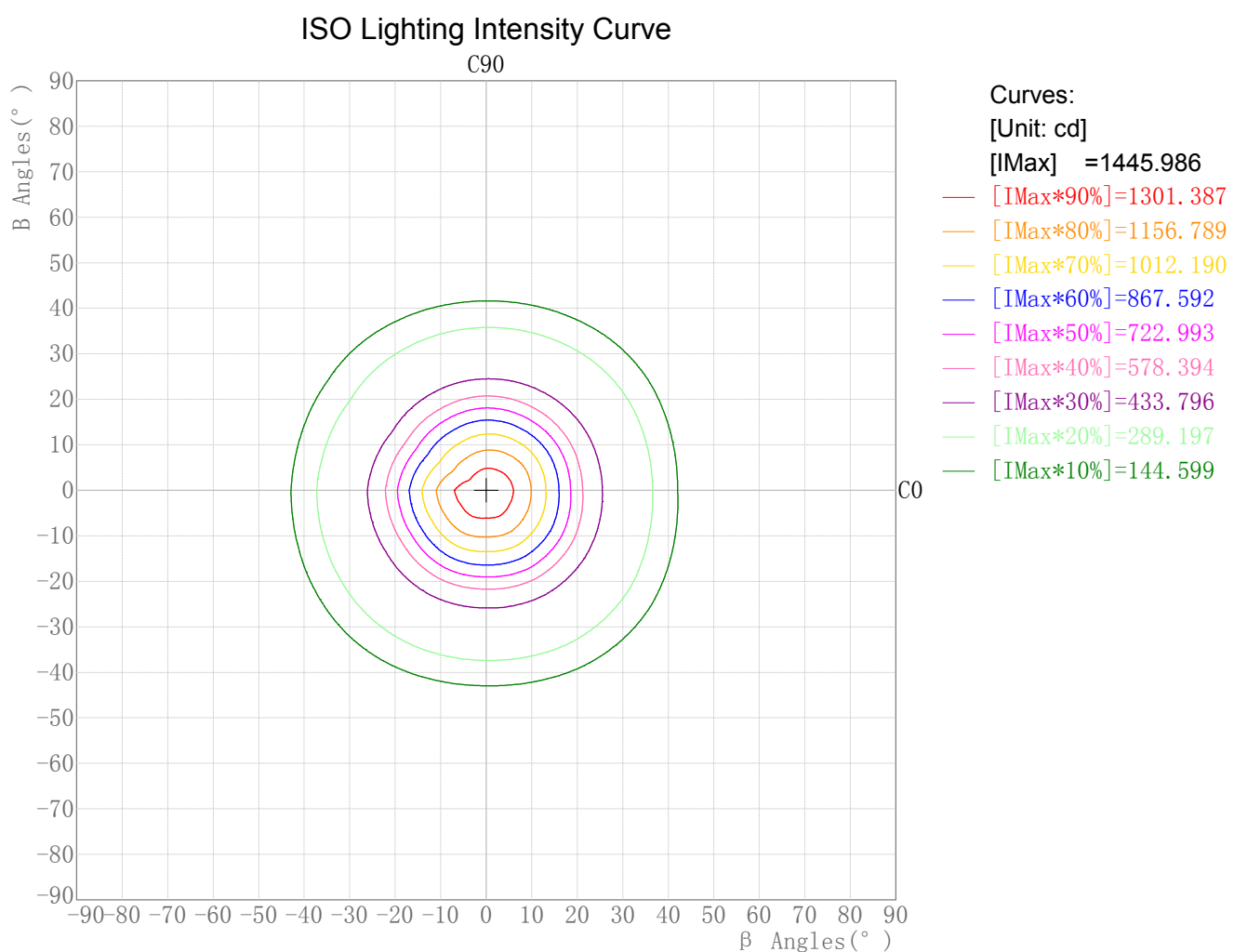
Conical surface Flux(120deg):583.830

%lm = 67.76

%lamp = 67.76

Rectangle ISO Lighting Intensity Diagram

Lum. Name: 148-164_165_169	Lum. Catalog: LED MODULE	Test ID: 001
Lamp Name: LED MODULE	Lamp Catalog: LED MODULE	Test Lab: Volnic IES
Manufacture: 5	Test Machine:GON-2000	Test Date: 2022/07/01

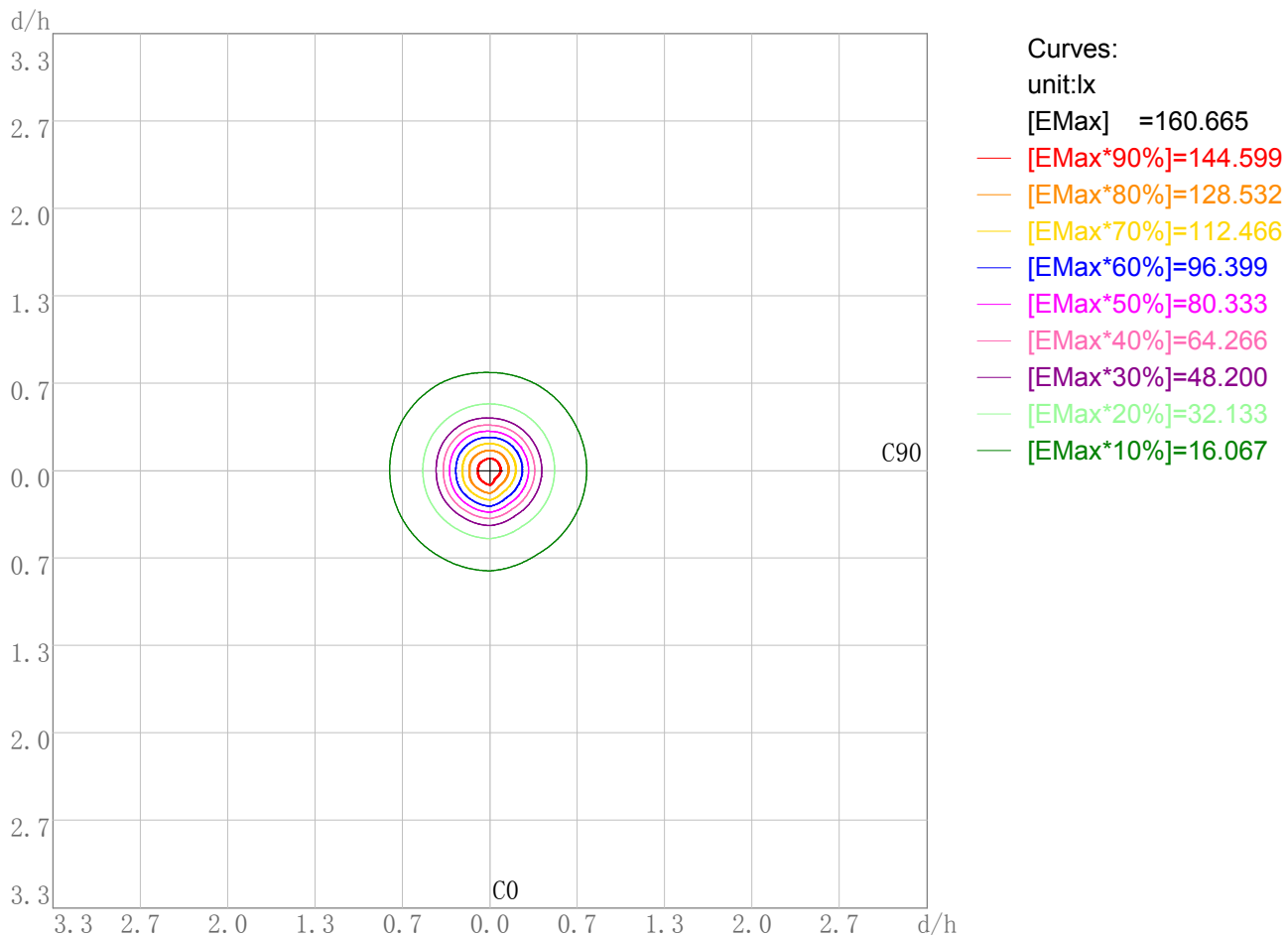


Maximum Light Intensity(cd): 1445.99
Maximum Cand.@Angle: H=0.0°,V=0.0°

Plane ISO-Illuminance Diagram

Lum. Name: 148-164_165_169	Lum. Catalog: LED MODULE	Test ID: 001
Lamp Name: LED MODULE	Lamp Catalog: LED MODULE	Test Lab: Volnic IES
Manufacture: 5	Test Machine: GON-2000	Test Date: 2022/07/01

Plane ISO-Illuminance Curve

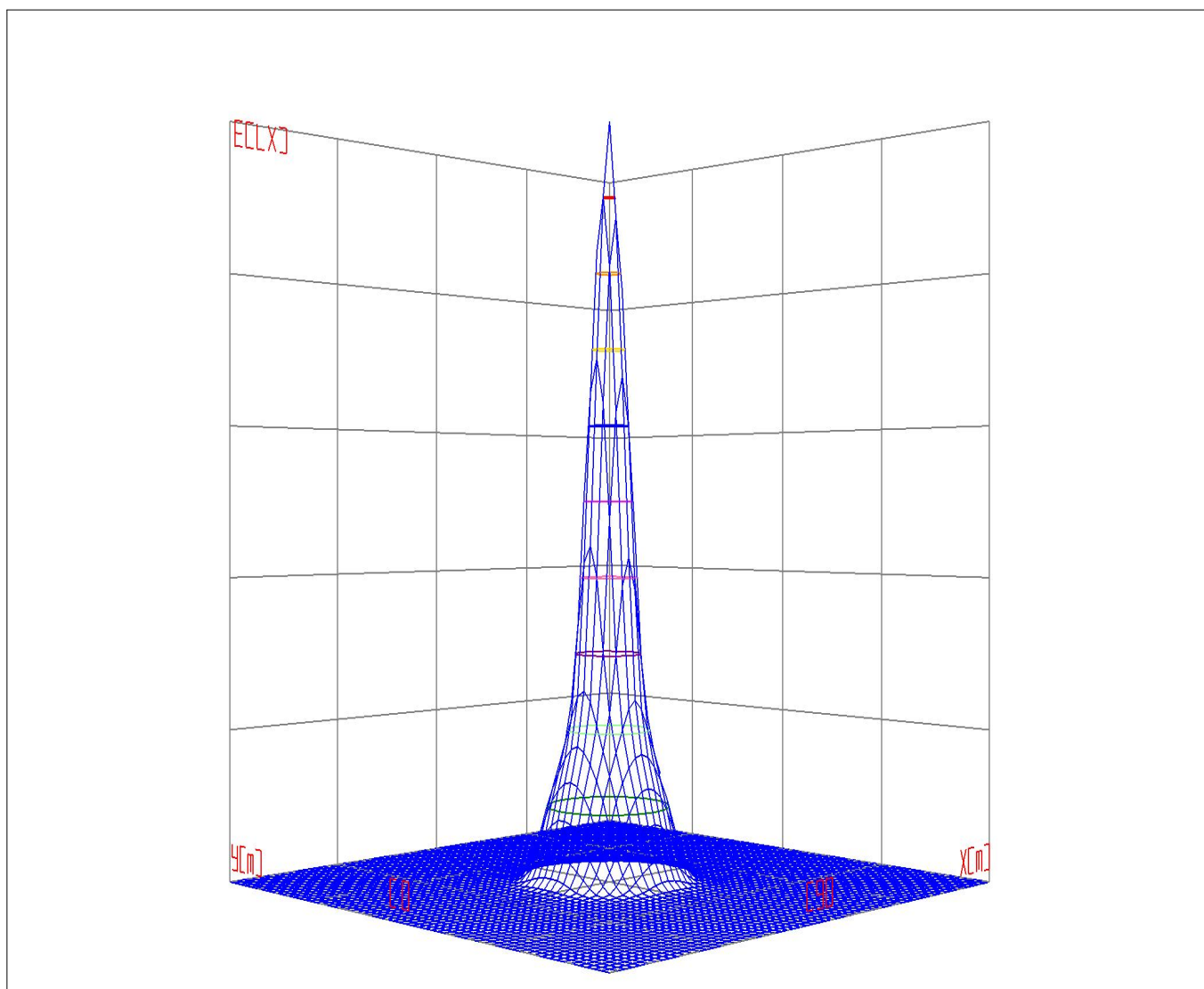


Working Plane Luminaire Mounting Height(m): 3.00
Working Plane Maximum Illuminance(lx): 160.67
Working Plane Maximum Illuminance Position(d/h):H0.0 V0.0

3D Plane ISO Illuminance Diagram

Lum. Name: 148-164_165_169	Lum. Catalog: LED MODULE	Test ID: 001
Lamp Name: LED MODULE	Lamp Catalog: LED MODULE	Test Lab: Volnic IES
Manufacture: 5	Test Machine:GON-2000	Test Date: 2022/07/01

3D Plane Illuminance Modal

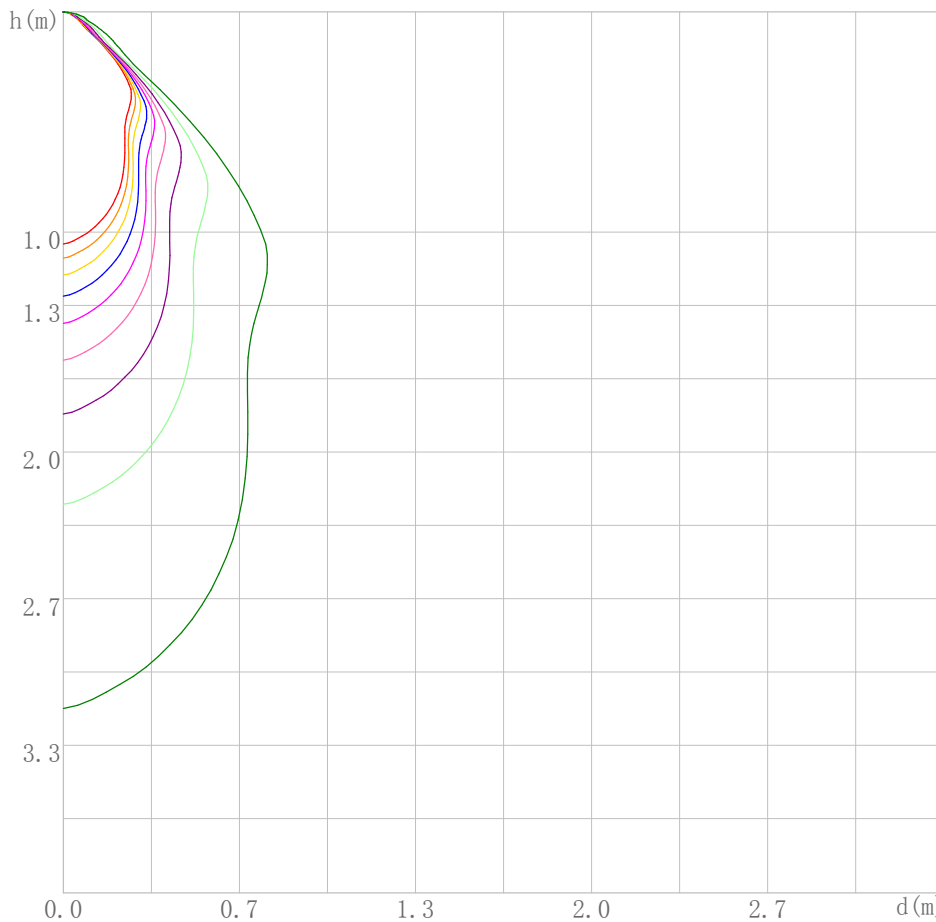


Curves: 3D Model — 90% — 80% — 70% — 60% — 50% — 40% — 30% — 20% — 10% —
View Angles(deg): 0 Height(m): 3.0 Distance(m): 10.0

Space ISO Illuminance Diagram

Lum. Name: 148-164_165_169	Lum. Catalog: LED MODULE	Test ID: 001
Lamp Name: LED MODULE	Lamp Catalog: LED MODULE	Test Lab: Volnic IES
Manufacture: 5	Test Machine: GON-2000	Test Date: 2022/07/01

Space ISO Illuminance Curve



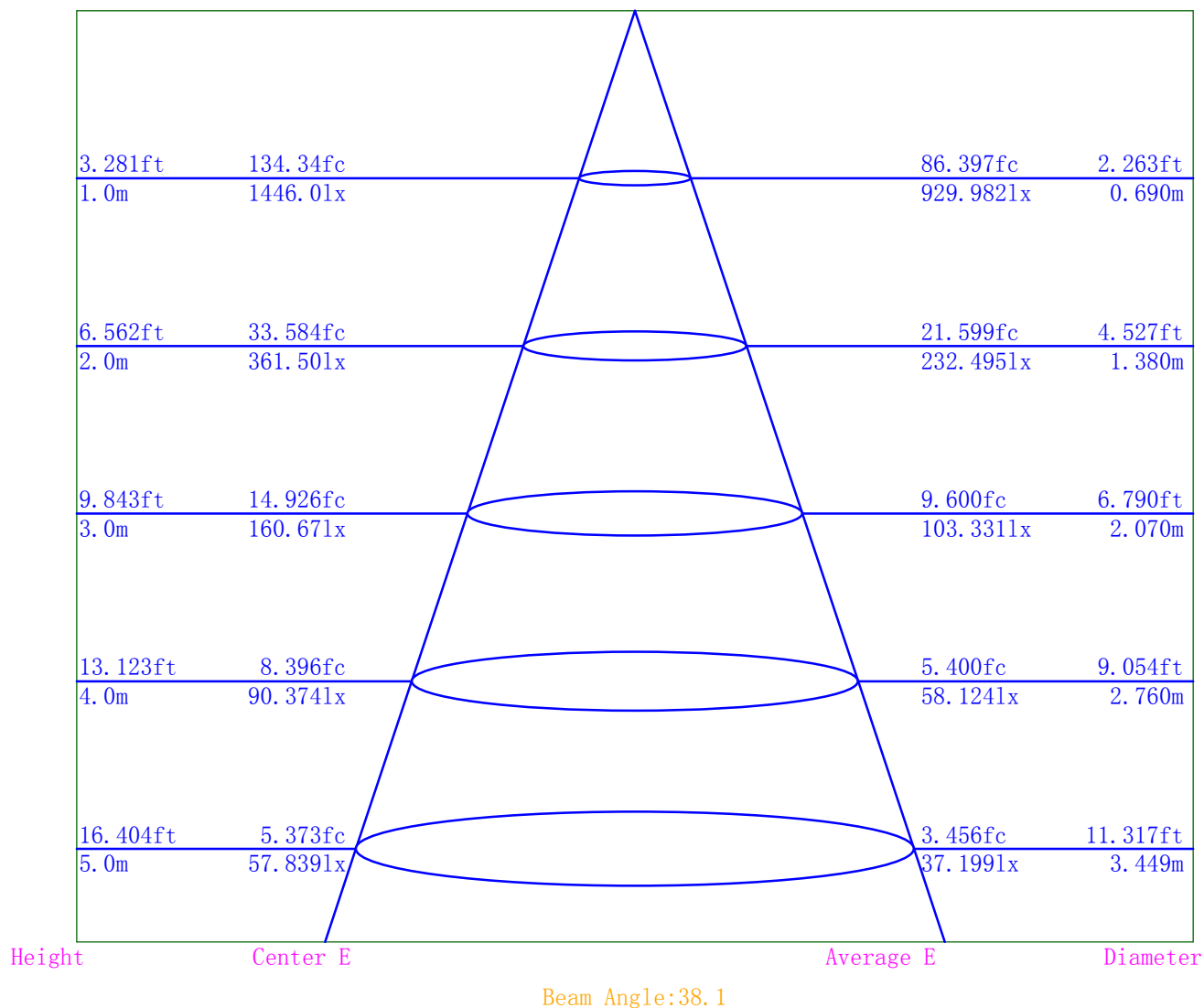
- Curves:
 [Unit: lx]
 [EMax] =1445.986
- [EMax*90%]=1301.387
 - [EMax*80%]=1156.789
 - [EMax*70%]=1012.190
 - [EMax*60%]=867.592
 - [EMax*50%]=722.993
 - [EMax*40%]=578.394
 - [EMax*30%]=433.796
 - [EMax*20%]=289.197
 - [EMax*10%]=144.599

Space Plane Maximum Illuminance and @Angle:1445.99lx,0.0deg
 Plane Maximum Lighting Intensity and @Angle:1445.986cd,0deg

Illuminance-Distance Diagram

Lum. Name: 148-164_165_169	Lum. Catalog: LED MODULE	Test ID: 001
Lamp Name: LED MODULE	Lamp Catalog: LED MODULE	Test Lab: Volnic IES
Manufacture: 5	Test Machine:GON-2000	Test Date: 2022/07/01

Illuminance-Distance Curve



Indoor Luminance Limiting Curves

Lum. Name: 148-164_165_169	Lum. Catalog: LED MODULE	Test ID: 001
Lamp Name: LED MODULE	Lamp Catalog: LED MODULE	Test Lab: Volnic IES
Manufacture: 5	Test Machine: GON-2000	Test Date: 2022/07/01

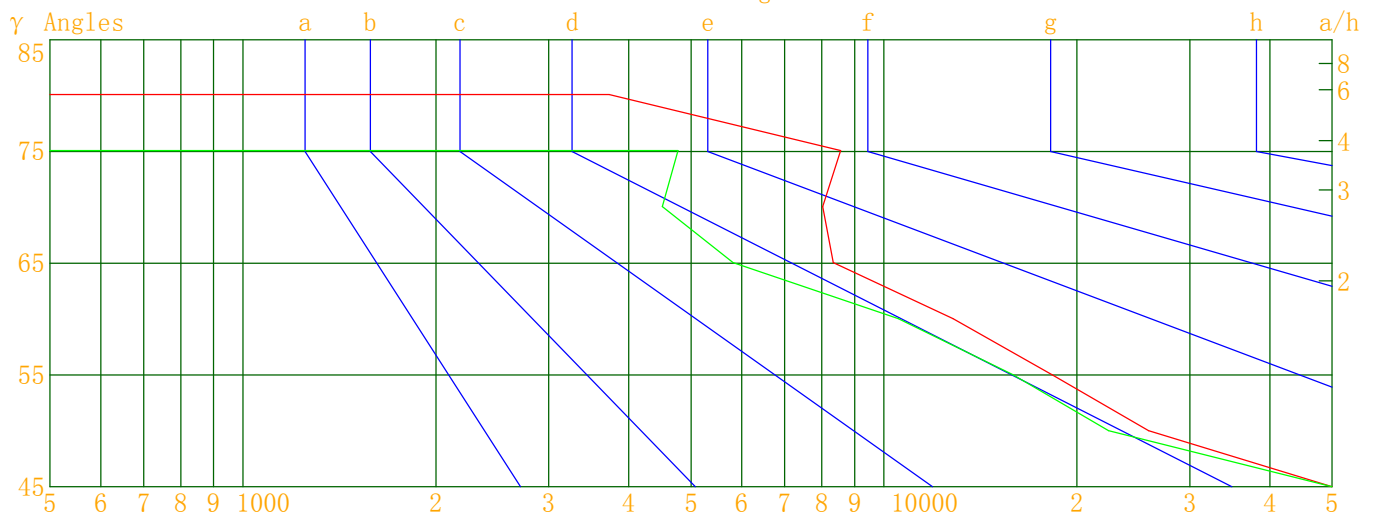
Glare Grade Table

GI	Quality	Using Illuminance							
		a	b	c	d	e	f	g	h
1.15	A	2000	1000	500	<=300				
1.5	B		2000	1000	500	<=300			
1.85	C			2000	1000	500	<=300		
2.2	D				2000	1000	500	<=300	
2.55	E	a				2000	1000	500	<=300
			b	c	d	e	f	g	h

Luminance Table

Gama (deg)	45	50	55	60	65	70	75	80	85
C0	81471	25867	18287	12815	8338	8027	8557	3726	0
C90	70000	22417	15893	10522	5815	4509	4775	0	0

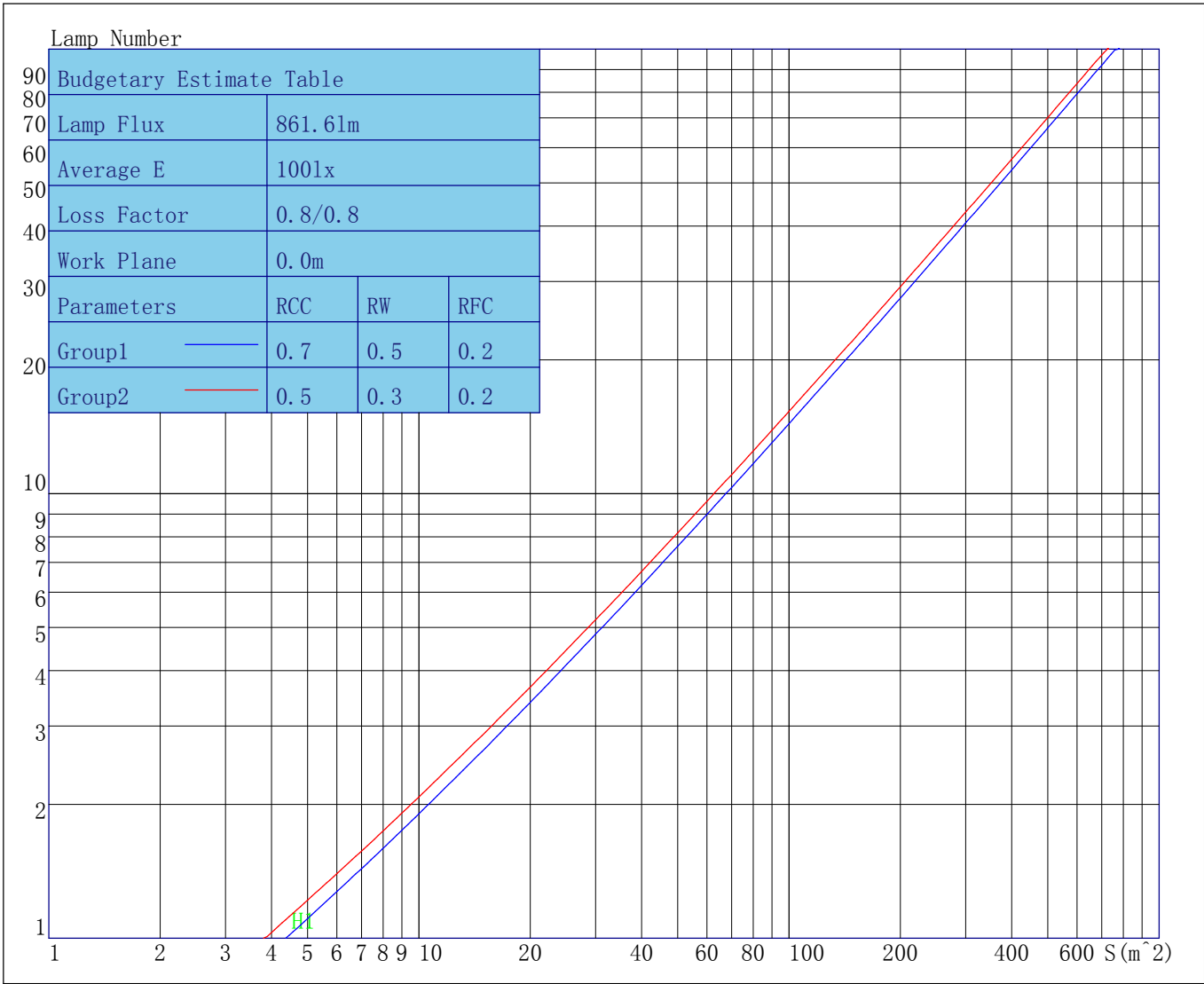
Luminance Limiting Curve



Luminous Size: Length(m)=-0.040 Width(m)=-0.040 Height(m)=0.000 Area(m^2)=0.001257
 Luminous Type: Without Luminous Side
 Luminous Curves: C0-C180 Color: — C90-C270 Color: —

Indoor Budgetary Estimate Table

Lum. Name: 148-164_165_169	Lum. Catalog: LED MODULE	Test ID: 001
Lamp Name: LED MODULE	Lamp Catalog: LED MODULE	Test Lab: Volnic IES
Manufacture: 5	Test Machine:GON-2000	Test Date: 2022/07/01



Parameters1: Rhocc = 0.7 Rhow = 0.5 Rhofc = 0.2 LLF = 0.8
Parameters2: Rhocc = 0.5 Rhow = 0.3 Rhofc = 0.2 LLF = 0.8
Average Illuminance(lx): 100 Cavity Height: H1(m) = 2

Indoor Coefficient of Utilization Table

Lum. Name: 148-164_165_169	Lum. Catalog: LED MODULE	Test ID: 001
Lamp Name: LED MODULE	Lamp Catalog: LED MODULE	Test Lab: Volnic IES
Manufacture: 5	Test Machine:GON-2000	Test Date: 2022/07/01

Coefficients of Utilization - Zonal Cavity Method																					
Coef.	Effective Floor Cavity Reflectance RFC=0.20																				
RhoCC (%)	80				70				50				30				10				0
RhoW (%)	70	50	30	10	70	50	30	10	50	30	10	50	30	10	50	30	10	50	30	10	0
RCR	Coefficient of Utilization(%)																				
0	119	119	119	119	116	116	116	116	111	111	111	106	106	106	102	102	102	100			
1	114	111	108	106	111	109	106	104	105	103	101	101	99	98	97	96	95	94			
2	108	103	99	96	106	101	98	95	98	95	92	95	93	91	92	90	89	87			
3	103	96	91	87	101	95	90	86	92	88	85	90	86	84	87	85	82	81			
4	97	90	84	80	96	89	84	80	87	82	79	85	81	78	83	80	77	75			
5	93	84	78	74	91	83	78	74	82	77	73	80	76	73	78	75	72	70			
6	88	79	73	69	87	78	73	69	77	72	68	75	71	68	74	70	67	66			
7	84	75	69	64	82	74	68	64	73	68	64	71	67	64	70	66	63	62			
8	80	70	65	60	79	70	64	60	69	64	60	68	63	60	67	63	60	58			
9	76	67	61	57	75	66	61	57	65	60	57	64	60	56	64	59	56	55			
10	73	63	58	54	72	63	57	54	62	57	54	61	57	53	61	56	53	52			

IES Indoor Report
Photometric Filename:148-164_165_169.IES

Unified Glare Rating Table

Lum. Name: 148-164_165_169	Lum. Catalog: LED MODULE	Test ID: 001
Lamp Name: LED MODULE	Lamp Catalog: LED MODULE	Test Lab: Volnic IES
Manufacture: 5	Test Machine:GON-2000	Test Date: 2022/07/01

Unified Glare Rating Table

Ceiling RCC	0.70	0.70	0.50	0.50	0.30	0.70	0.70	0.50	0.50	0.30
Wall RW	0.50	0.30	0.50	0.30	0.30	0.50	0.30	0.50	0.30	0.30
Floor RFC	0.20	0.20	0.20	0.20	0.20	0.20	0.20	0.20	0.20	0.20
Room Size	Vewed crosswise					Vewed endwise				
X=2H Y=2H	24.6	25.6	24.9	25.9	26.2	23.9	24.9	24.2	25.2	25.5
Y=3H	24.4	25.3	24.8	25.6	26.0	23.7	24.6	24.1	24.9	25.3
Y=4H	24.3	25.1	24.7	25.5	25.9	23.6	24.4	24.0	24.8	25.2
Y=6H	24.2	25.0	24.6	25.3	25.7	23.5	24.3	23.9	24.6	25.0
Y=8H	24.2	24.9	24.6	25.3	25.7	23.5	24.2	23.9	24.5	25.0
Y=12H	24.1	24.8	24.5	25.2	25.6	23.4	24.1	23.8	24.4	24.9
X=4H Y=2H	24.3	25.1	24.7	25.4	25.8	23.6	24.4	24.0	24.8	25.2
Y=3H	24.1	24.8	24.5	25.2	25.6	23.4	24.1	23.9	24.5	24.9
Y=4H	24.0	24.6	24.5	25.1	25.5	23.3	23.9	23.8	24.4	24.8
Y=6H	24.0	24.5	24.4	24.9	25.4	23.2	23.7	23.7	24.2	24.7
Y=8H	23.9	24.4	24.4	24.8	25.3	23.2	23.6	23.6	24.1	24.6
Y=12H	23.8	24.2	24.3	24.7	25.2	23.1	23.5	23.6	24.0	24.5
X=8H Y=4H	23.9	24.3	24.4	24.8	25.3	23.2	23.6	23.6	24.1	24.6
Y=6H	23.8	24.2	24.3	24.7	25.2	23.1	23.4	23.6	23.9	24.5
Y=8H	23.7	24.0	24.2	24.6	25.1	23.0	23.3	23.5	23.8	24.3
Y=12H	23.7	23.9	24.2	24.4	25.0	22.9	23.2	23.4	23.7	24.3
X=12H Y=4H	23.8	24.2	24.3	24.7	25.2	23.1	23.5	23.6	24.0	24.5
Y=6H	23.7	24.1	24.3	24.5	25.1	23.0	23.3	23.5	23.8	24.3
Y=8H	23.7	24.0	24.2	24.5	25.0	22.9	23.2	23.4	23.7	24.3
Variations with the objerver position at spacings										
S=1.0H	1.2/-1.6					2.0/-3.7				
S=1.5H	1.3/-2.0					2.0/-3.5				
S=2.0H	1.2/-1.5					1.6/-2.5				
Reduced UGR Table:										
Nordic Standard Table:	BKO					BKO				
Correction Value	0.1					0.1				

Calculation is according to the CIE Pub.117, data has been corrected, refers to the lamp's lumen

IES Indoor Report
Photometric Filename:148-164_165_169.IES

Candela Tabulation

V/H	C0.0	C30.0	C60.0	C90.0	C120.0	C150.0	C180.0	C210.0	C240.0	C270.0	C300.0	C330.0
γ 0.0	1445.99	1429.91	1416.32	1407.07	1397.12	1392.93	1445.99	1429.91	1416.32	1407.07	1397.12	1392.93
γ 1.0	1434.11	1419.20	1401.91	1393.57	1380.92	1376.85	1443.12	1425.82	1416.86	1407.80	1403.29	1399.47
γ 2.0	1412.21	1398.36	1380.02	1373.53	1360.83	1356.06	1427.96	1408.87	1402.94	1393.12	1397.06	1393.52
γ 3.0	1385.66	1372.46	1355.61	1350.94	1338.83	1334.24	1405.95	1386.67	1381.11	1372.75	1381.69	1377.26
γ 4.0	1358.79	1346.02	1331.42	1326.41	1312.36	1308.47	1383.16	1364.28	1359.76	1351.19	1360.99	1354.70
γ 5.0	1331.66	1319.68	1303.88	1296.68	1280.94	1279.01	1359.00	1341.33	1337.90	1328.62	1337.19	1327.57
γ 6.0	1301.06	1288.59	1271.46	1263.17	1245.78	1246.57	1330.83	1314.31	1315.21	1304.52	1311.65	1300.65
γ 7.0	1266.39	1255.53	1236.43	1226.26	1208.30	1210.84	1301.43	1282.95	1287.46	1275.35	1284.17	1270.27
γ 8.0	1229.43	1221.93	1199.26	1187.10	1168.99	1172.07	1268.33	1251.12	1257.16	1242.67	1251.89	1236.33
γ 9.0	1192.31	1187.40	1164.33	1149.89	1130.54	1133.35	1231.97	1216.31	1223.73	1206.34	1216.31	1199.66
γ 10.0	1152.10	1148.06	1126.44	1111.87	1091.49	1095.07	1196.09	1178.56	1184.55	1167.32	1179.36	1162.53
γ 11.0	1109.96	1105.93	1084.62	1070.32	1050.12	1054.22	1156.12	1136.86	1141.01	1124.65	1139.07	1123.22
γ 12.0	1064.28	1060.74	1041.17	1027.26	1007.33	1010.08	1112.36	1091.34	1094.96	1079.74	1095.75	1081.59
γ 13.0	1017.32	1013.95	995.82	984.11	962.89	964.28	1066.51	1043.10	1050.84	1032.78	1052.69	1037.54
γ 14.0	969.48	966.11	947.59	938.52	917.00	917.59	1018.21	993.69	1003.42	987.08	1005.85	991.24
γ 15.0	919.43	915.38	895.89	889.99	868.29	869.82	967.80	943.60	955.00	939.47	956.76	944.10
γ 16.0	866.09	861.31	842.33	838.76	817.40	819.62	917.14	892.83	903.74	888.81	907.99	897.17
γ 17.0	810.78	804.95	786.75	784.71	764.37	766.31	862.73	839.10	847.28	835.09	855.70	847.95
γ 18.0	754.35	747.91	730.36	728.39	709.94	711.40	805.82	781.39	789.33	779.38	801.87	794.89
γ 19.0	696.69	692.43	674.24	672.08	655.21	656.59	752.22	724.61	735.75	724.31	748.91	739.39
γ 20.0	640.22	637.80	619.30	616.63	601.43	603.11	695.88	669.49	680.04	667.91	693.57	683.40
γ 21.0	586.80	582.79	567.80	564.82	551.30	553.33	639.86	613.69	625.13	613.98	639.01	629.26
γ 22.0	538.40	532.45	519.94	517.46	506.67	507.56	585.84	560.19	571.76	562.83	586.38	576.90
γ 23.0	498.55	492.33	480.82	476.81	468.86	468.60	533.45	513.59	523.57	517.97	535.13	528.51
γ 24.0	467.30	462.41	451.06	445.63	439.70	438.72	490.23	477.10	484.66	482.17	493.22	487.73
γ 25.0	443.84	438.77	428.17	421.60	417.24	416.11	460.17	448.98	455.70	453.31	462.62	456.34
γ 26.0	424.61	419.36	409.95	402.58	399.14	398.38	436.02	427.07	431.72	430.53	437.41	433.32
γ 27.0	409.55	403.36	395.17	387.44	384.94	383.74	417.04	409.70	412.74	412.36	417.54	414.30
γ 28.0	396.86	389.73	382.86	375.18	373.09	371.94	401.92	395.45	397.27	397.80	401.66	398.82
γ 29.0	385.63	378.26	372.16	364.56	362.73	361.39	388.92	383.57	383.41	385.44	388.56	386.24
γ 30.0	375.26	367.67	362.17	354.58	352.88	351.14	377.27	372.57	372.09	374.47	377.10	375.39
γ 31.0	364.79	357.50	352.07	345.03	342.93	341.05	367.52	362.57	362.43	364.61	367.35	365.61
γ 32.0	354.68	347.41	341.80	335.42	333.10	330.90	357.36	352.74	352.35	354.62	357.37	355.93
γ 33.0	344.69	336.99	331.40	325.51	322.98	320.49	347.20	342.62	342.13	344.94	347.51	346.23
γ 34.0	332.54	325.09	318.18	313.58	310.55	307.99	336.87	332.42	332.05	335.22	337.69	336.47
γ 35.0	319.63	312.50	305.92	301.87	297.72	295.40	324.02	319.55	320.58	323.87	326.94	325.75
γ 36.0	302.85	298.15	288.92	285.80	279.82	278.84	310.77	307.30	308.09	312.53	314.88	312.86
γ 37.0	278.48	276.56	265.79	264.04	257.97	257.23	295.05	289.62	294.67	298.06	303.07	300.02
γ 38.0	252.55	249.52	239.09	239.92	234.03	232.72	271.62	265.17	273.20	275.52	284.68	280.78
γ 39.0	227.06	220.80	213.29	215.20	208.95	208.29	246.10	237.22	246.62	250.75	261.52	256.75
γ 40.0	200.78	194.11	187.85	189.89	181.76	184.18	220.92	209.61	219.71	225.74	236.72	231.38
γ 41.0	172.12	170.46	163.09	162.15	155.43	158.03	193.50	184.26	191.58	199.49	207.99	205.75
γ 42.0	146.31	147.86	137.49	134.30	129.06	129.50	165.52	161.24	167.13	170.74	178.90	178.86
γ 43.0	120.15	123.64	114.03	107.10	101.86	102.18	142.31	138.65	143.00	143.54	153.15	149.81
γ 44.0	94.86	100.32	91.25	82.57	77.18	78.99	117.50	114.85	118.67	115.75	125.00	120.17
γ 45.0	72.39	78.94	70.16	62.20	57.02	59.70	92.25	92.86	95.77	89.77	96.18	93.69
γ 46.0	53.88	57.22	49.92	45.47	41.42	42.19	70.36	71.01	74.02	68.10	71.35	72.43

