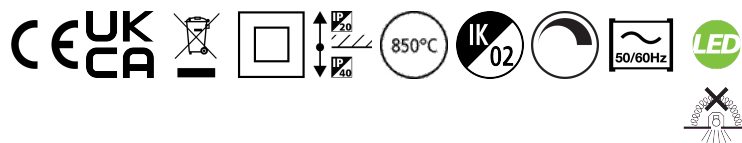


Concord

Solstice 250 2400lm 940 DALI
2070222



Features

- The Solstice 250 2400lm 940 DALI is a high efficient DALI dimmable downlight luminaire, Colour rendering index $R_a > 90$, Colour temperature: 4000K Neutral White, Class II, Protection rating IP40/IP20, Cut out dimensions: 250mm.

Product Overview

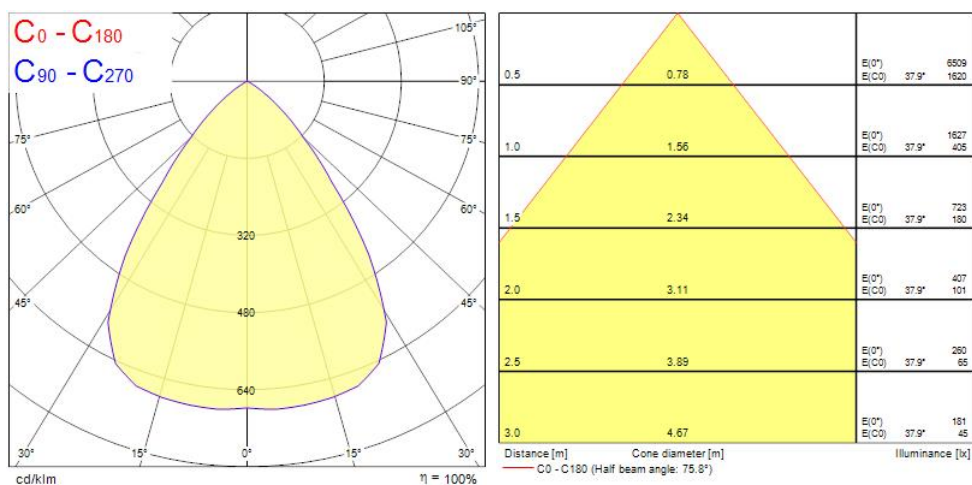
Product name	Solstice 250 2400lm 940 DALI
Technology	LED
Cap/Base	N/A
Housing	Aluminium
Mount	Ceiling recessed mounting
General application	Retail
ETIM Class	EC001744
E-number FI	4275574
Fixture luminous flux (lm)	2400
Luminous flux (lm)	2400
Luminaire efficacy (lm/W)	141
LOR (%)	100
Colour temperature (K)	4000
Light colour	Neutral White
CRI (Ra)	90
Colour Consistency (SDCM)	3
Colour Variation Initial (SDCM)	3
Beam Angle (°)	70
Glare control	< 19

Concord

Solstice 250 2400lm 940 DALI 2070222

Photobiological Risk Group	RG1
Total power consumption (W)	17
Electrical protection	Class II
Control gear type	LED driver constant current
Dimmable	Yes
Minimum dimming level (%)	1
LED Flickering Rate	Ultra low (5% or less)
Housing colour	RAL 9016 - Traffic white / Bezel
IP rating	IP40/20
IK rating	IK02
Product EAN number	5025768702220
Warranty	5 years
Useful luminous flux (#use)	2400
Dimming method	Switch-dim (mains-rated), DALI-2

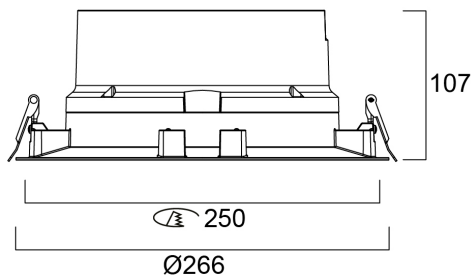
Photometry



Concord

Solstice 250 2400lm 940 DALI
2070222

Technical drawings



Data table

GENERAL DATA

Product name	Solstice 250 2400lm 940 DALI
Technology	LED
Cap/Base	N/A
Housing	Aluminium
Mount	Ceiling recessed mounting
General application	Retail
Operating temperature range (°C)	-10°C...+40°C
Performance ambient temperature Tq (°C)	40
ETIM Class	EC001744
E-number FI	4275574
Warranty	5 years

OPTICAL DATA

Useful luminous flux (#use)	2400
Fixture luminous flux (lm)	2400

Concord

Solstice 250 2400lm 940 DALI 2070222

Luminous flux (lm)	2400
Luminaire efficacy (lm/W)	141
LOR (%)	100
Colour temperature (K)	4000
Light colour	Neutral White
CRI (Ra)	90
Colour Variation Initial (SDCM)	3
Colour Consistency (SDCM)	3
Beam Angle (°)	70
Distribution type	Symmetric
Glare control	< 19
Photobiological Risk Group	RG1

ELECTRICAL DATA

Total power consumption (W)	17
Primary Supply/Product voltage - min (V)	220
Primary Supply/Product voltage - max (V)	240
Lamp power factor	0.96
THD (at 230 V, 50 Hz, full load, at 100% dimming level) ≤ xx.x %	7
Electrical protection	Class II
Control gear required	No
Control gear type	LED driver constant current
Dimmable	Yes
Dimming method	Switch-dim (mains-rated), DALI-2
Minimum dimming level (%)	1
Drive current (mA)	450
Inrush Current (A)	25
Inrush Duration (µs)	141
Glow Wire Test (°C)	850
Energy Efficiency Class (A->G) of contained light source	C
Nominal Frequency (Hz)	50/60Hz
LED Flickering Rate	Ultra low (5% or less)
Max. products per 10A C Breaker	31

Concord

Solstice 250 2400lm 940 DALI 2070222

Max. products per 13A C Breaker	40
Max. products per 16A C Breaker	51
Max. products per 20A C Breaker	66
Max. products per 10A B Breaker	19
Max. products per 13A B Breaker	24
Max. products per 16A B Breaker	31
Max. products per 20A B Breaker	40
Connectable conductor cross section - Min (mm ²)	0.5
Connectable conductor cross section - Max (mm ²)	2.5

LIFETIME DATA

Lifespan L70 B50	120000
Lifespan L80 B20	120000
Lifespan L80 B10	120000
Lifespan L90 B10	68000

PHYSICAL DATA

Housing colour	RAL 9016 - Traffic white / Bezel
IP rating	IP40/20
IK rating	IK02
Diffuser finish	Diffuse
Diffuser material	PC Polycarbonate
Reflector finish	High-gloss
Nominal Product Height (mm)	107
Nominal Product Diameter (mm)	266
Cutout Dimensions (W x L in mm or Diameter in mm)	250
Max. Lamp Diameter (mm) - D	266
Weight (kg)	1.45
Recessed Depth (mm)	150

PACKAGING

Concord

Solstice 250 2400lm 940 DALI
2070222

Product EAN number	5025768702220
Packaging single length / height (cm)	30.0
Packaging single width (cm)	30.0
Packaging single depth (cm)	12.5
DUN14 (outer)	05025768702220
Units per outer package	1
Packaging outer length / height (cm)	30.0
Packaging outer width (cm)	30.0
Packaging outer depth (cm)	12.5

SAFETY DATA

Optimal operating condition (°C)	-10-40
Special purpose lamp	No
Dry applications use only	No
Suitable for household illumination	No