

## Data Sheet | Item Number: 294-4045

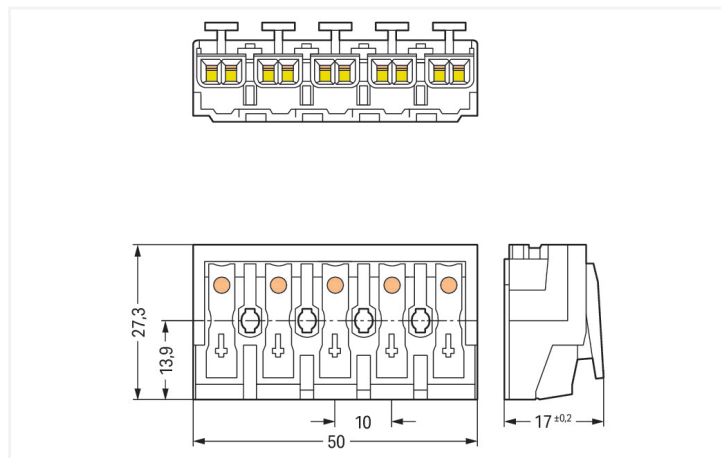
Lighting connector; push-button, external; without ground contact; 5-pole; Lighting side: for solid conductors; Inst. side: for all conductor types; max. 2.5 mm<sup>2</sup>; Surrounding air temperature: max 85°C (T85); white



<https://www.wago.com/294-4045>



Color: ■ white



Dimensions in mm

Field-wiring terminal block, 294 Series, with 10 mm pin spacing

Our field-wiring terminal block (item number 294-4045) is the ideal way to connect conductors quickly and easily. Conductors should only be connected to this field-wiring terminal block if their strip length is between 8 and 9 mm. This product features four conductor terminals and utilizes Push-in CAGE CLAMP® and PUSH WIRE®. Push-in CAGE CLAMP® technology provides a universal connection solution for any type of conductor. It allows both solid and fine-stranded conductors with ferrules to be inserted directly into the clamping point without the need for tools. Our reliable PUSH WIRE® connection offers the fastest method for clamping conductors. It utilizes the conductor's stiffness to overcome the clamping spring's contact force. The item's dimensions are (50 x 17 x 27.3) mm (width x height x depth). This field-wiring terminal block is suitable for conductor cross sections ranging from 0.5 mm<sup>2</sup> to 2.5 mm<sup>2</sup> on one side and for conductor cross sections ranging from 0.5 mm<sup>2</sup> to 2.5 mm<sup>2</sup> on the other side as well as conductor cross sections from 0.5 mm<sup>2</sup> to 2.5 mm<sup>2</sup> and from 0.5 mm<sup>2</sup> to 0.75 mm<sup>2</sup> depending on the conductor type.

The contact surface is coated with tin.

### Electrical data

Ratings per	IEC/EN 60998-1		
Overvoltage category	III	III	II
Pollution degree	3	2	2
Nominal voltage	-	-	500 V
Rated impulse withstand voltage	-	-	4 kV
Rated current	-	-	24 A

Ratings per IEC/EN – Notes	
Ratings (note)	Connection points

Ratings per	IEC/EN 60998-2-2		
Overvoltage category	III	III	II
Pollution degree	3	2	2
Nominal voltage	-	-	500 V
Rated impulse withstand voltage	-	-	4 kV
Rated current	-	-	24 A

General information	
Wiring direction	Side-entry wiring

## Connection Data

Clamping units	25
Total number of potentials	5
Number of connection types	4
PE function	without PE contact

### Connection 1

Connection type	External 1
Connection technology	Push-in CAGE CLAMP®
Number of connection points	2
Actuation type	Push-button
Connectable conductor materials	Copper
Solid conductor	0.5 ... 2.5 mm <sup>2</sup> / 18 ... 12 AWG
Solid conductor; push-in termination	0.5 ... 2.5 mm <sup>2</sup> / 18 ... 12 AWG
Stranded conductor	0.5 ... 2.5 mm <sup>2</sup> / 18 ... 14 AWG
Fine-stranded conductor	0.5 ... 2.5 mm <sup>2</sup> / 18 ... 14 AWG
Fine-stranded conductor; with insulated ferrule	0.5 ... 1.5 mm <sup>2</sup> / 18 ... 16 AWG
Fine-stranded conductor; with uninsulated ferrule	0.5 ... 1.5 mm <sup>2</sup> / 18 ... 16 AWG
Fine-stranded conductor; with ferrule; push-in termination	0.5 mm <sup>2</sup> / 18 AWG
Strip length	8 ... 9 mm / 0.31 ... 0.35 inches
Pole number	5
Wiring direction	Side-entry wiring

### Connection 2

Connection type	Internal 2
Connection technology	PUSH WIRE®
Number of connection points	1
Actuation type	Push-in
Solid conductor	0.5 ... 2.5 mm <sup>2</sup> / 18 ... 14 AWG
Fine-stranded conductor; with insulated ferrule	0.5 ... 1 mm <sup>2</sup> / 18 ... 16 AWG
Fine-stranded conductor; with uninsulated ferrule	0.5 ... 1.5 mm <sup>2</sup> / 18 ... 14 AWG
Strip length	8 ... 9 mm / 0.31 ... 0.35 inches

### Connection 3

Connection type	Internal 3
Connection technology	PUSH WIRE®
Number of connection points	1
Actuation type	Push-in
Solid conductor	0.5 ... 1.5 mm <sup>2</sup> / 18 ... 16 AWG
Fine-stranded conductor; with insulated ferrule	0.5 ... 0.75 mm <sup>2</sup> / 18 AWG
Fine-stranded conductor; with uninsulated ferrule	0.5 ... 1 mm <sup>2</sup> / 18 AWG
Strip length	8 ... 9 mm / 0.31 ... 0.35 inches

### Connection 4

Connection type	Internal 4
Connection technology	PUSH WIRE®
Number of connection points	1
Actuation type	Push-in
Solid conductor	0.5 ... 0.75 mm <sup>2</sup> / 18 AWG
Strip length	8 ... 9 mm / 0.31 ... 0.35 inches

## Physical data

Pin spacing	10 mm / 0.394 inches
Width	50 mm / 1.969 inches
Height	17 mm / 0.669 inches
Depth	27.3 mm / 1.075 inches

### Mechanical data

Marking	5-4-3-2-1
Mounting type	without snap-in mounting feet

### Material data

Note (material data)	<a href="#">Information on material specifications can be found here</a>
Color	white
Material group	Illa
Insulation material (main housing)	Polycarbonate (PC)
Flammability class per UL94	V0
Clamping spring material	Chrome-nickel spring steel (CrNi)
Contact material	Electrolytic copper (E <sub>Cu</sub> )
Contact Plating	Tin
Fire load	0.301 MJ
Halogen-free	Yes
Weight	15.2 g

### Environmental requirements

Temperature stability	120 °C
T marking	T85

### Commercial data

Product Group	8 (Misc. Chassis Mount Blocks)
PU (SPU)	250 pcs
Packaging type	Foil
Country of origin	CH
GTIN	4050821097785
Customs tariff number	85369010000

### Product Classification

UNSPSC	39121409
eCl@ss 10.0	27-14-11-06
eCl@ss 9.0	27-14-11-06
ETIM 9.0	EC001284
ETIM 10.0	EC001284
ECCN	NO US CLASSIFICATION

### Environmental Product Compliance

REACH Candidate List Substance	Perfluorobutane sulfonic acid (PFBS) and its salts
RoHS Compliance Status	Compliant, No Exemption
SCIP notification number (Austria)	b6a04468-23d1-41b5-9924-2990b203786c
SCIP notification number (Belgium)	41561e0c-2f50-4255-a3c1-647fa9cb1c61
SCIP notification number (Bulgaria)	9f4707b1-4022-41ba-be96-6ceaafda008f6
SCIP notification number (Czech Republic)	4f6b0943-dcc6-4859-a4bf-d4b16f9b4e4e
SCIP notification number (Denmark)	66d226ea-761f-41f5-b160-8ab15fb6bca8
SCIP notification number (Finland)	f720d1e6-0129-4b96-a103-174819d27dc4
SCIP notification number (France)	db411323-d200-4b6c-842f-384faaf3f2bb
SCIP notification number (Germany)	23104880-4b6c-4a00-81fe-905a6d82b98e
SCIP notification number (Hungary)	87368c7d-a41d-47a3-a426-35e51151660d
SCIP notification number (Italy)	b7b16a4d-fbd9-488b-a1f7-e69f52d10e4b
SCIP notification number (Netherlands)	e1663b97-efc4-46af-ba76-8256e9d166e9
SCIP notification number (Poland)	aaacd27-958a-4d06-9c58-42beb13879ed

**Environmental Product Compliance**

SCIP notification number (Romania)	19e7534c-a6f0-4249-a9d3-886b1d8b5990
SCIP notification number (Sweden)	4008938d-d52d-4751-892a-4390b4012912

**Approvals / Certificates**

**General approvals** **Declarations of conformity and manufacturer's declarations**



Approval	Standard	Certificate Name
ENEC 05 DEKRA Certification B.V.	EN 60998	2128791.01

Approval	Standard	Certificate Name
EU-Declaration of Confor- mity WAGO GmbH & Co. KG	-	-
UK-Declaration of Confor- mity WAGO GmbH & Co. KG	-	-

**Downloads**

**Environmental Product Compliance**

Compliance Search

Environmental Product Compliance 294-4045	↓
---	---

**Documentation**

Bid Text

294-4045	13.06.2017	doc 28.50 KB	↓
294-4045	19.02.2019	xml 5.58 KB	↓

**CAD/CAE-Data**

CAD data

2D/3D Models 294-4045	↓
--------------------------	---

CAE data

WSCAD Universe 294-4045	↓
ZUKEN Portal 294-4045	↓

1 Compatible Products

1.1 Optional Accessories

1.1.1 Strain relief

1.1.1.1 Strain relief



**Item No.: 294-370**

Strain relief; for 294 Series; with snap-in mounting feet; white

**Item No.: 294-375**

Strain relief; for 294 Series; without snap-in mounting feet; white

1.1.1.2 Strain relief plate



**Item No.: 294-364**

Strain relief plate; for 294 Series; for multi-core cables; 3- to 5-pole; with secured clamp; white

**Item No.: 294-384**

Strain relief plate; for 294 Series; for single strands; 3- to 5-pole; with secured clamp; white

1.1.2 Tool

1.1.2.2 Operating tool

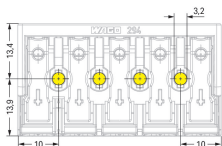


**Item No.: 206-294**

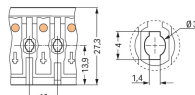
Disconnection tool; green

Installation Notes

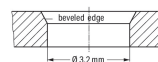
Installation



5-pole – without ground contact

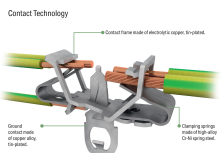


Mounting hole for screw  
**Notice:** The maximum thread diameter for self-tapping screws is 3 mm.



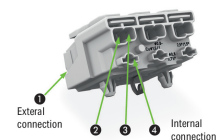
Hole for screw mount  
**Notice:** The maximum thread diameter for self-tapping screws is 3 mm.

Conductor termination



EUROPE
1 x 0.5 ... 2.5 mm <sup>2</sup> "s"
1 x 0.5 ... 1.5 mm <sup>2</sup> "s"
1 x 0.5 ... 0.75 mm <sup>2</sup> "s"
AMERICA
1 x AWG 18 ... 14 "s"
1 x AWG 18 ... 16 "s"
1 x AWG 18 "s"
JAPAN
1 x 0.8 ... 1.6 mm diam. "s"
1 x 0.8 ... 1 mm diam. "s"
1 x 0.8 mm diam. "s"

EUROPE
2 x 0.5 ... 2.5 mm <sup>2</sup> "s, str, f-str"
AMERICA
2 x AWG 18 ... 12 "s"
2 x AWG 18 ... 14 "s, f-str"
JAPAN
2 x 0.8 ... 2 mm diam. "s"
2 x 0.5 ... 2 mm <sup>2</sup> "str, f-str"



**Internal connection:**  
PUSH WIRE® for internal wiring with solid conductors

**External connection:**  
Push-in CAGE CLAMP® for field-wiring with all conductor types

Conductor termination



Terminating five conductors per pole – solid and fine-stranded.

