


Product data					
Product code	Product name	I_n Al	I_n Cu	U_n	
VC01-0006	OL 6-70M	270 A	270	-	
		I_{max} Al	I_{max} Cu	U_{max}	
		-	-	-	

Installation	
Type	Screw M8

OL-Connectors are suitable for Aluminium- and Copper conductors.


The conductor is mounted under tin plated copper busbar. See picture ->

- Strip cable, see stripping length L_1 (table below)
- Remove any layers of oxide.
- Segmental conductors have to be rounded before mounting.



Connection

Screw head for tool	SW	4 mm	Conductors	1xAl/Cu 6-70 mm ²
Tightening torque M	6-70 mm ²	5,6 Nm	Stripping length	L_1 20±1 mm
	-	-		
	-	-		
	-	-		



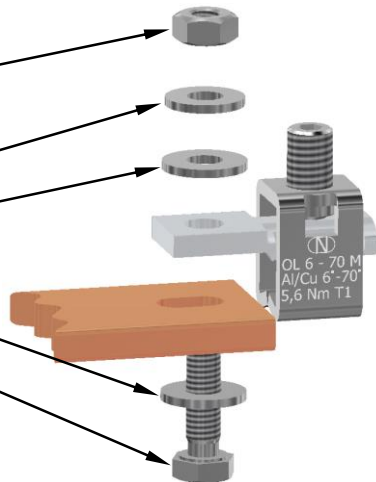
M6/8.0/DIN 934

D6/DIN 6796 ; SFS 3737

D6/SFS 3738

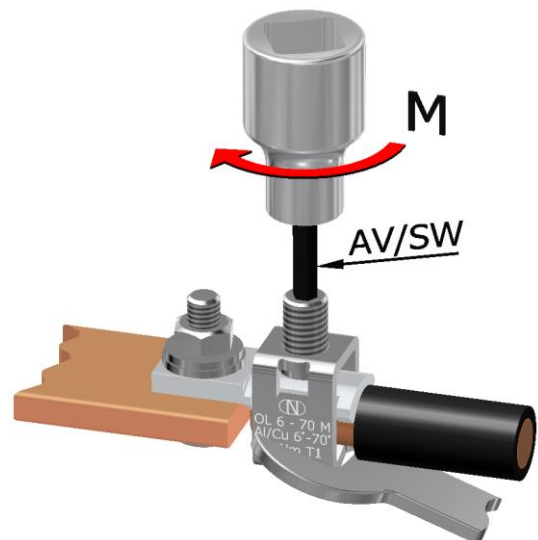
D6/SFS 3738

M6x25/8.8/DIN 933



Mounting to busbar:

- Be sure that there are no burrs around the hole.
- Length of the screw depends on the busbar thickness.
- Use standard screws, nuts and washers. (Plated with Zn)
- Recommended torque for M6 is 6-9 Nm



- Tighten the screw with torque **M**
- Support connector during tightening.

Wiring, pcs / connection, Cu(Al)

1,5 mm ²	2,5 mm ²	6 mm ²	10 mm ²	16 mm ²	25 mm ²	35 mm ²	50 mm ²
-	-	3(1)	3(1)	3(1)	2(1)	2(1)	1(1)
70 mm ²	95 mm ²	120 mm ²	150 mm ²	185 mm ²	240 mm ²	300 mm ²	400 mm ²
1(1)	-	-	-	-	-	-	-

Ouneva Oy

Teollisuustie 21

FI-82730 Tuupovaara

Finland

Tel. +358 400 179 750

info@ouneva.fi

www.ounevagroup.fi

www.ounevaproducts.fi