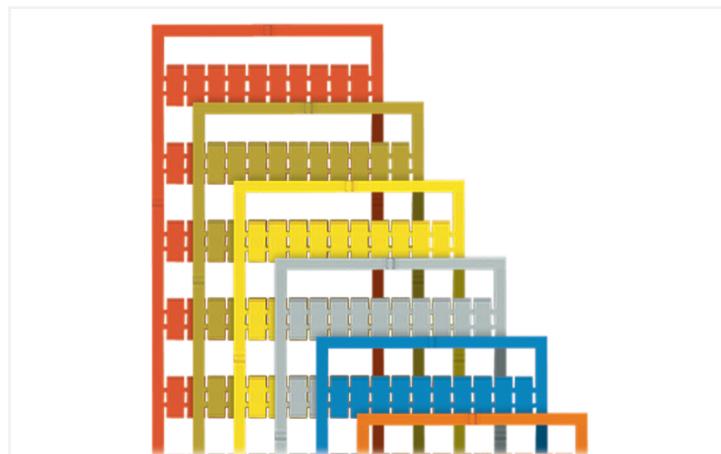



Data Sheet | Item Number: 793-5501/000-006

WMB marking card; as card; for terminal block width 5 - 17.5 mm; stretchable 5 - 5.2 mm; plain; snap-on type; blue

<https://www.wago.com/793-5501/000-006>



Color: ■ blue

Similar to illustration

Similar to illustration

Custom Marking

These markers can also be conveniently customized using our WAGO Configurator Smart Designer. Simply click on the "Configure" button on the right, and label the markers as needed. Before ordering, you must register the configurator.

For re-orders, use the provided item number; this number can also be found in your software projects.

Have questions about the WAGO Configurator Smart Designer?
Please email them to smart.designer@wago.com.

Technical data

Marking method	Plotting
Marking	plain
Delivery form	Marker card
Delivery form configuration	10 strips with 10 markers per card
Flammability class per UL94	V2

Physical data

Marker/strip width	5 ... 5.2 mm
Marker width	5 mm

Mechanical data

Smear resistance	EN 60998-1:2004
------------------	-----------------



Material data

Color	blue
UV resistance	EN 60068-2-5:2010 Procedure B
Halogen-free	Yes
Weight	8.8 g
Fire load	0.264 MJ

Commercial data

PU (SPU)	50 (5) pcs
Packaging type	Box
Country of origin	DE
GTIN	4045454001964
Customs tariff number	39269097900

Product Classification

UNSPSC	39131505
eCl@ss 10.0	27-14-11-37
eCl@ss 9.0	27-14-11-37
ETIM 9.0	EC000761
ETIM 10.0	EC000761
ECCN	NO US CLASSIFICATION

Environmental Product Compliance

RoHS Compliance Status	Compliant, No Exemption
------------------------	-------------------------

Downloads

Environmental Product Compliance

Compliance Search	
Environmental Product Compliance 793-5501/000-006	↓

Documentation

Bid Text			
793-5501/000-006	19.02.2019	xml 2.62 KB	↓
793-5501/000-006	04.01.2018	doc 23.50 KB	↓

CAD/CAE-Data

CAD data

2D/3D Models
793-5501/000-006



CAE data

EPLAN Data Portal
793-5501/000-006



ZUKEN Portal
793-5501/000-006



Installation Notes

Application




Separating a strip from the WMB or WMB marker card.



Stretching a WMB marker strip.



Separating an individual marker from the WMB marker strip – for larger terminal blocks.



Snapping a marking strip into the marker slot.

Marking



Snapping a WMB marker strip into the marker slot of the double marker carrier.



Snapping a marking strip into the marker slot.