

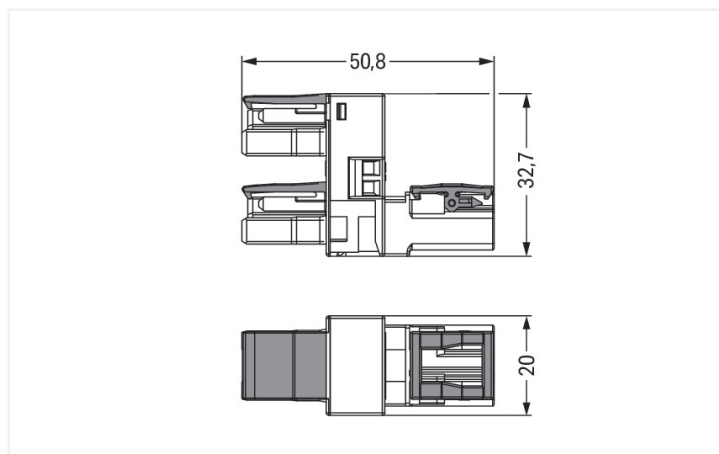
Data Sheet | Item Number: 770-1636

h-distribution connector; 2-pole; Cod. A; 1 input; 2 outputs; outputs on one side; 3 locking levers; for flying leads; black

<https://www.wago.com/770-1636>



Color: ■ black



Dimensions in mm

Distribution connector *WINSTA*® MIDI with protection type IP20

The *WINSTA*® MIDI distribution connector with locking latch supports rapid, correct installation. Whether on PCBs, in control cabinets or for connecting lights – pluggable installation connectors from WAGO allow you to establish connections according to many different requirements in no time flat. For greater protection in electrical installations, the pluggable installation connector is equipped with mechanical protection against mismatching. The pluggable installation connector offers touch-proof protection with live components in accordance with protection type IP20 (When mated: IP2xC (These compact connectors are not designed for use in open, easily accessible areas!)). Standard mains applications for almost any domain of use can be realised with *WINSTA*® MIDI pluggable installation connectors with A coding. Important parameters in the selection of a pluggable installation connector are the rated current and voltage: They provide information about possible domains of use and applications. This product has a current rating of 25 A – as a result it is also suitable for high power loads. The *WINSTA*® MIDI Pluggable Connection System with Push-in CAGE CLAMP® spring pressure connection technology facilitates exemplary electrification. Due to the built-in test slot, it is possible to check connections even when they are plugged in. This saves time, labor, and money.

WINSTA® MIDI solutions for your electrical installation – protected against mismatching and maintenance-free

The *WINSTA*® Pluggable Connection System allows pluggable electrical installation. This saves time, lowers costs, and reduces the need for servicing. Enjoy the benefits of the pluggable version of our maintenance-free spring pressure connection technology tool! Plan your installation with *WINSTA*® MIDI pluggable installation connectors with protection against mismatching from WAGO.

- pluggable installation connectors with protection against mismatching
- for automation controllers
- with A coding for use in many general mains applications
- custom-engineered solutions
- fast, secure installation

Electrical data

Ratings per	IEC/EN 60664-1		
Overvoltage category	III	III	II
Pollution degree	3	2	2
Nominal voltage	250 V	-	-
Rated surge voltage	4 kV	-	-
Rated current	25 A	-	-

Approvals per	UL 1977
Rated voltage	600 V
Rated current	23 A

General information

Note on contact resistance	approx. 1 mΩ of contact resistance approx. 0.25 mΩ contact transition plug/ socket
----------------------------	--

Connection data

Total number of potentials	2	Connection 1	
		Pole number	2

Physical data

Pin spacing	10 mm / 0.394 inches
Width	20 mm / 0.787 inches
Height	32.7 mm / 1.287 inches
Depth	50.8 mm / 2 inches

Mechanical data

Application	General mains applications
Coding	A
Marking	L N
Potential marking	L N
Mating force of a plug-in connection	Approx. 20 ... 70 N (depending on pole number)
Retention force of a plug-in connection	When locked: > 80 N
Unmating force of a plug-in connection	Unlocked: approx. 20 ... 70 N (depending on pole number)
Number of mating cycles	200, without resistive load
Type of distribution box	h-distribution connector, outputs at one end
Protection type	IP20; When mated: IP2xC (These compact connectors are not designed for use in open, easily accessible areas!)
Suitable	for flying leads

Plug-in connection

Mismating protection	Yes
Note on mismating protection	All <i>WINSTA</i> ® components are 100% protected against mismating when: a.) plugging different numbers of poles b.) plugging while rotated 180 c.) plugging while laterally staggered d.) plugging one pole
Locking lever	Yes
Locking of plug-in connection	Locking lever
Note on locking system	All connectors for mounted installations (snap-in versions for lighting fixtures or devices, all types of PCB and distribution connectors) are factory-equipped with locking levers to ensure plugs and sockets are securely locked. Additional locking levers are only required for flying leads (plug/socket).
Number of locking levers	3

Material data

Note (material data)	Information on material specifications can be found here
Color	black
Insulation material	Polyamide (PA66)
Flammability class per UL94	V0
Contact material	Copper or copper alloy; surface-treated
Contact plating	Tin
Fire load	0.274 MJ
Weight	15.5 g

Environmental requirements

Processing temperature	-5 ... +40 °C
Continuous operating temperature	-35 ... +85 °C
Note on continuous operating temperature	Insulating parts for temperatures ≤ 105 °C

Commercial data

Product Group	20 (Winsta)
eCl@ss 10.0	27-44-06-03
eCl@ss 9.0	27-44-06-03
ETIM 8.0	EC002567
ETIM 7.0	EC002567
PU (SPU)	50 pcs
Packaging type	Box
Country of origin	DE
GTIN	4050821531340
Customs tariff number	85366990990

Environmental Product Compliance

RoHS Compliance Status	Compliant, No Exemption
------------------------	-------------------------

Approvals / Certificates

General approvals



Approval	Standard	Certificate Name
cURus Underwriters Laboratories Inc.	UL 1977	E45171
cURus Underwriters Laboratories Inc.	UL 1059	E 45172

Downloads

Environmental Product Compliance

Compliance Search

Environmental Product Compliance 770-1636



Documentation

Bid Text

770-1636	19.02.2019	xml 2.86 KB	
770-1636	12.03.2015	doc 23.00 KB	

CAD/CAE-Data

CAD data

2D/3D Models
770-1636



CAE data

WSCAD Universe
770-1636



ZUKEN Portal
770-1636



1 Compatible Products

1.1 System counterpart

1.1.1 Cable assembly



[Item No.: 771-8992/206-101](#)

pre-assembled connecting cable; Eca; Plug/open-ended; 2-pole; Cod. A; H05VV-F 2 x 1.5 mm²; 1 m; 1,50 mm²; black



[Item No.: 771-8992/106-101](#)

pre-assembled connecting cable; Eca; Socket/open-ended; 2-pole; Cod. A; H05VV-F 2 x 1.5 mm²; 1 m; 1,50 mm²; black



[Item No.: 771-8992/006-101](#)

pre-assembled interconnecting cable; Eca; Socket/plug; 2-pole; Cod. A; H05VV-F 2 x 1.5 mm²; 1 m; 1,50 mm²; black

1.1.2 Female connector/socket



[Item No.: 770-202](#)

Socket; 2-pole; Cod. A; 4,00 mm²; black



[Item No.: 770-102/041-000](#)

Socket; with strain relief housing; 2-pole; Cod. A; 4,00 mm²; black

1.1.3 Male connector/plug



[Item No.: 770-212](#)

Plug; 2-pole; Cod. A; 4,00 mm²; black



[Item No.: 770-112/041-000](#)

Plug; with strain relief housing; 2-pole; Cod. A; 4,00 mm²; black

1.2 Optional Accessories

1.2.1 Cover

1.2.1.1 Cover



Item No.: 770-201

Lockout cap; 12-pole, separable; for sockets; Plastic; black



Item No.: 770-221

Lockout cap; 12-pole, separable; for sockets; Plastic; white



Item No.: 770-360

Lockout cap; for plugs; 5-pole; separable; yellow

1.2.2 Installation

1.2.2.1 Mounting accessories



Item No.: 770-1626

Mounting plate; 2-pole; for distribution connectors; Plastic; black

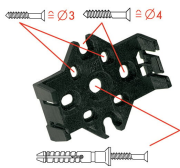


Item No.: 770-1627

Mounting plate; 2-pole; for distribution connectors; Plastic; white

Installation Notes

Installation




Mounting plates can be secured using commercially available screws or nail-drive anchors.



The distribution connectors snap together when attached to the mounting plate.



To release the distribution connector, unlock the latch using a screwdriver.



All distribution connector connections are locked and protected against accidental disconnection directly after mating. Locking of any connection is released using a screwdriver, even if all connections are used.