


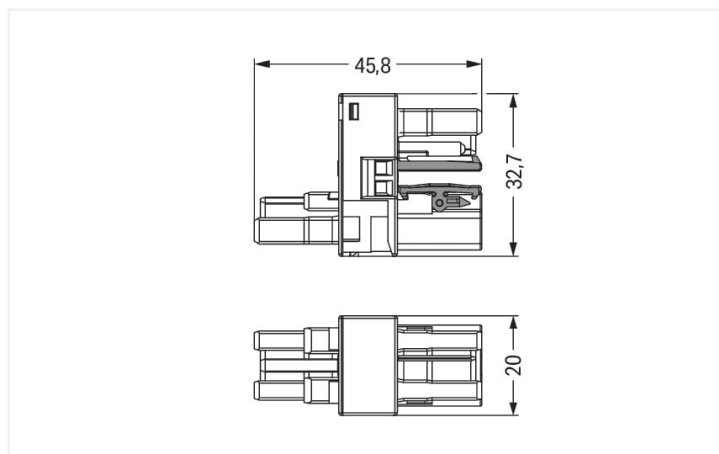
## Data Sheet | Item Number: 770-1610

h-distribution connector; 2-pole; Cod. B; 1 input; 2 outputs; outputs on both sides; 2 locking levers; pink

<https://www.wago.com/770-1610>



Color: ■ pink



Dimensions in mm

Distribution connector *WINSTA*® MIDI 2-pole

Use effective pluggable connections instead of laborious screw connections: With the *WINSTA*® MIDI distribution connector 2-pole. The pluggable installation connectors with spring pressure connection technology work without screw connections. They allow resource-efficient, error-free installation in a large number of applications. For greater security in electrical installations, the pluggable installation connector is equipped with mechanical protection against mismatching. The pluggable installation connector is protected against ingress by solid objects in accordance with protection type IP20 (When mated: IP2xC (These compact connectors are not designed for use in open, easily accessible areas!)). B coding enables the *WINSTA*® MIDI pluggable installation connectors to be used for control in applications in automation, mechanical engineering and robotics. This pluggable installation connector can be employed for a voltage load of up to 25 A. Thus, it can also be used for high power loads. *WINSTA*® MIDI with Push-in CAGE CLAMP® spring pressure connection technology is used in can be found in a variety of projects you can use for quick, easy and maximally flexible electrical installation.

Push-in CAGE CLAMP® spring pressure connection technology – pluggable installation instead of laborious screw connections!

The *WINSTA*® Pluggable Connection System is ideally tailored to the strict requirements of building installation. It makes electrical installation pluggable, and consequently more efficient, more reliable, and error-free. Using this pre-assembled system reduces time spent on assembly and installation errors at the construction site. Now you can also cut installation costs without compromising safety and quality: The *WINSTA*® MIDI pluggable installation connector with protection type IP20 reduces the need for servicing and prevents unnecessary downtime.

- pluggable installation connectors with protection against mismatching
- pre-assembled versions
- with B coding for controllers such as lighting fixtures and sun blinds
- custom-engineered solutions
- convenient installation and commissioning

### Notes

Variants:

Other pole markings

Other versions (or variants) can be requested from WAGO Sales or configured at <https://configurator.wago.com/>.

### Electrical data

Ratings per	IEC/EN 60664-1		
Overvoltage category	III	III	II
Pollution degree	3	2	2
Nominal voltage	250 V	-	-
Rated surge voltage	4 kV	-	-
Rated current	25 A	-	-

Approvals per	UL 1977
Rated voltage	600 V
Rated current	23 A

### General information

Note on contact resistance	approx. 1 mΩ of contact resistance approx. 0.25 mΩ contact transition plug/ socket
----------------------------	--

### Connection data

Total number of potentials	2	<b>Connection 1</b>	
		Pole number	2

### Physical data

Pin spacing	10 mm / 0.394 inches
Width	20 mm / 0.787 inches
Height	32.7 mm / 1.287 inches
Depth	45.8 mm / 1.803 inches

### Mechanical data

Application	Control technology
Coding	B
Variable coding	No
Marking	1 2
Potential marking	1 2
Mating force of a plug-in connection	Approx. 20 ... 70 N (depending on pole number)
Retention force of a plug-in connection	When locked: > 80 N
Unmating force of a plug-in connection	Unlocked: approx. 20 ... 70 N (depending on pole number)
Number of mating cycles	200, without resistive load
Type of distribution box	h-distribution connector, outputs at both ends
Protection type	IP20; When mated: IP2xC (These compact connectors are not designed for use in open, easily accessible areas!)

### Plug-in connection

Mismating protection	Yes
Note on mismating protection	All <i>WINSTA</i> ® components are 100% protected against mismating when: a.) plugging different numbers of poles b.) plugging while rotated 180 c.) plugging while laterally staggered d.) plugging one pole
Locking lever	Yes
Locking of plug-in connection	Locking lever
Note on locking system	All connectors for mounted installations (snap-in versions for lighting fixtures or devices, all types of PCB and distribution connectors) are factory-equipped with locking levers to ensure plugs and sockets are securely locked. Additional locking levers are only required for flying leads (plug/socket).
Number of locking levers	2

### Material data

Note (material data)	<a href="https://www.wago.com/us/material-specifications">Information on material specifications can be found here</a>
Color	pink
Insulation material	Polyamide (PA66)
Flammability class per UL94	V0
Contact material	Copper or copper alloy; surface-treated
Contact plating	Tin
Fire load	0.251 MJ
Weight	14.4 g

### Environmental requirements

Processing temperature	-5 ... +40 °C
Continuous operating temperature	-35 ... +85 °C
Note on continuous operating temperature	Insulating parts for temperatures ≤ 105 °C

### Commercial data

eCl@ss 10.0	27-44-06-03
eCl@ss 9.0	27-44-06-03
ETIM 8.0	EC002567
ETIM 7.0	EC002567
PU (SPU)	50 pcs
Packaging type	Box
Country of origin	DE
GTIN	4055143561815
Customs tariff number	85366990990

### Environmental Product Compliance

RoHS Compliance Status	Compliant, No Exemption
------------------------	-------------------------

### Approvals / Certificates

#### General approvals



Approval	Standard	Certificate Name
cURus Underwriters Laboratories Inc.	UL 1977	E45171
cURus Underwriters Laboratories Inc.	UL 1059	E 45172

## Downloads

### Environmental Product Compliance

Compliance Search			
Environmental Product Compliance 770-1610			↓

## Documentation

Bid Text			
770-1610	19.02.2019	xml 2.77 KB	↓
770-1610	13.04.2017	doc 23.00 KB	↓

## CAD/CAE-Data

CAD data	
2D/3D Models 770-1610	↓

## 1 Compatible Products

### 1.1 System counterpart

#### 1.1.1 Cable assembly



**Item No.: 771-8992/205-107**  
pre-assembled connecting cable; Eca; Plug/open-ended; 2-pole; Cod. B; Control cable 2 x 1.0 mm<sup>2</sup>; 1 m; 1,00 mm<sup>2</sup>; pink



**Item No.: 771-8992/105-107**  
pre-assembled connecting cable; Socket/open-ended; 2-pole; Cod. B; Control cable 2 x 1.0 mm<sup>2</sup>; 1 m; 1,00 mm<sup>2</sup>; pink



**Item No.: 771-8992/005-107**  
pre-assembled interconnecting cable; Eca; Socket/plug; 2-pole; Cod. B; Control cable 2 x 1.0 mm<sup>2</sup>; 1 m; 1,00 mm<sup>2</sup>; pink

#### 1.1.2 Female connector/socket



**Item No.: 770-282**  
Socket; 2-pole; Cod. B; 4,00 mm<sup>2</sup>; pink

#### 1.1.3 Male connector/plug



**Item No.: 770-292**  
Plug; 2-pole; Cod. B; 4,00 mm<sup>2</sup>; pink

## 1.2 Optional Accessories

### 1.2.1 Cover

#### 1.2.1.1 Cover



**Item No.: 770-201**

Lockout cap; 12-pole, separable; for sockets; Plastic; black



**Item No.: 770-221**

Lockout cap; 12-pole, separable; for sockets; Plastic; white



**Item No.: 770-360**

Lockout cap; for plugs; 5-pole; separable; yellow

## 1.2.2 Installation

### 1.2.2.1 Mounting accessories



**Item No.: 770-1626**

Mounting plate; 2-pole; for distribution connectors; Plastic; black

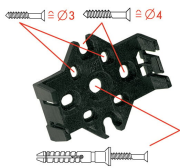


**Item No.: 770-1627**

Mounting plate; 2-pole; for distribution connectors; Plastic; white

## Installation Notes

### Installation




Mounting plates can be secured using commercially available screws or nail-drive anchors.



The distribution connectors snap together when attached to the mounting plate.



To release the distribution connector, unlock the latch using a screwdriver.



All distribution connector connections are locked and protected against accidental disconnection directly after mating. Locking of any connection is released using a screwdriver, even if all connections are used.