














90 12 11 140 30



| | | |
|---|-------------------------------|--------------------|
|  | Champagne (22kt Gold) | 90 12 11 140 30-47 |
|  | Chrome | 90 12 11 140 30-00 |
|  | Brushed Platinum | 90 12 11 140 30-06 |
|  | Platinum | 90 12 11 140 30-08 |
|  | Durabrand (23kt Gold) | 90 12 11 140 30-09 |
|  | Matte White | 90 12 11 140 30-10 |
|  | Dark Chrome | 90 12 11 140 30-19 |
|  | Light Gold (PVD) | 90 12 11 140 30-26 |
|  | Brushed Light Gold (PVD) | 90 12 11 140 30-27 |
|  | Brushed Durabrand (23kt Gold) | 90 12 11 140 30-28 |
|  | Matte Black | 90 12 11 140 30-33 |
|  | Brushed Bronze (PVD) | 90 12 11 140 30-42 |
|  | Brushed Champagne (22kt Gold) | 90 12 11 140 30-46 |
|  | Cyprus | 90 12 11 140 30-49 |
|  | Brushed Chrome | 90 12 11 140 30-93 |
|  | Brushed Dark Platinum | 90 12 11 140 30-99 |



Spray - Champagne (22kt Gold)

SPARE PARTS

90 12 11 140 30



Spray - Champagne (22kt Gold)

SPARE PARTS

90 12 11 140 30