


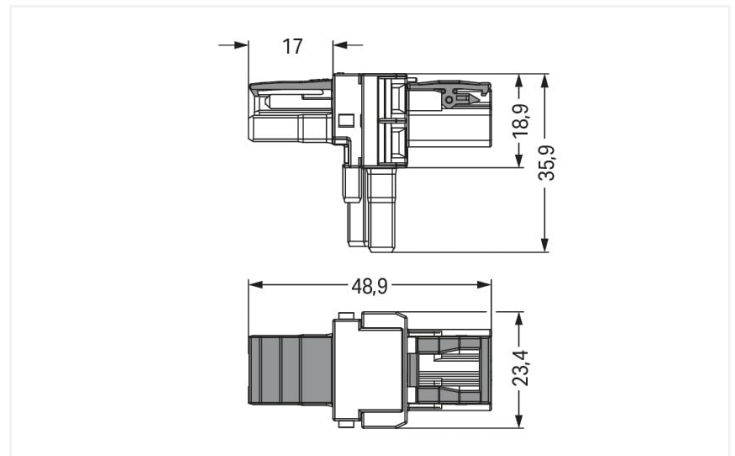

Data Sheet | Item Number: 770-1603

T-distribution connector; 2-pole; Cod. B; 1 input; 2 outputs; 2 locking levers; pink

<https://www.wago.com/770-1603>



Color: ■ pink



Dimensions in mm

Distribution connector WINSTA® MIDI B coding

Use effective pluggable connections instead of laborious screw connections: With the WINSTA® MIDI distribution connector with protection against mismatching. WAGO pluggable installation connectors are used when specifications repeat or are distributed on a defined grid, for example for installing grid lighting or flush-mount lighting. The mechanical coding and color coding of the pluggable installation connector ensure error-free installation of the individual components – including protection against mismatching. The pluggable installation connector is protected against ingress by solid objects in accordance with protection type IP20 (When mated: IP2xC (These compact connectors are not designed for use in open, easily accessible areas!)). B coding enables the WINSTA® MIDI pluggable installation connectors to be used for application control in automation, robotics, and mechanical engineering. The rated current and voltage are important criteria for selecting a pluggable installation connector: They tell us about the product's domains of use. This product has a current rating of 25 A – as a result it is also suitable for robust loads. The WINSTA® MIDI Pluggable Connection System with Push-in CAGE CLAMP® spring pressure connection technology facilitates safe electrification. Thanks to the built-in test slot, it is possible to check connections even when they are plugged in. This saves time, labor, and money.

Lower costs through fast commissioning and elimination of service expenses – solutions from WINSTA® MIDI

The WINSTA® Pluggable Connection System allows pluggable electrical installation. This significantly reduces the need for servicing and lowers costs. Enjoy the benefits of the pluggable version of our maintenance-free spring pressure connection technology tool! Plan your installation with WINSTA® MIDI pluggable installation connectors with protection type IP20 from WAGO.

- protection against mismatching eliminates errors
- simple circuits
- with B coding for controllers such as lighting fixtures and sun blinds
- flexible installation to save space
- convenient installation and commissioning



Notes	
Variants:	Other pole markings Other versions (or variants) can be requested from WAGO Sales or configured at https://configurator.wago.com/ .

Electrical data			
Ratings per		IEC/EN 60664-1	
Overvoltage category	III	III	II
Pollution degree	3	2	2
Nominal voltage	250 V	-	-
Rated surge voltage	4 kV	-	-
Rated current	25 A	-	-

Approvals per		UL 1977	
Rated voltage		600 V	
Rated current		23 A	

General information	
Note on contact resistance	approx. 1 mΩ of contact resistance approx. 0.25 mΩ contact transition plug/ socket

Connection data	
Total number of potentials	2

Connection 1	
Pole number	2

Physical data	
Pin spacing	10 mm / 0.394 inches
Width	23.5 mm / 0.925 inches
Height	35.9 mm / 1.413 inches
Depth	48.9 mm / 1.925 inches

Mechanical data	
Application	Control technology
Coding	B
Variable coding	No
Marking	1 2
Potential marking	1 2
Mating force of a plug-in connection	Approx. 20 ... 70 N (depending on pole number)
Retention force of a plug-in connection	When locked: > 80 N
Unmating force of a plug-in connection	Unlocked: approx. 20 ... 70 N (depending on pole number)
Number of mating cycles	200, without resistive load
Type of distribution box	T-distribution connector
Protection type	IP20; When mated: IP2xC (These compact connectors are not designed for use in open, easily accessible areas!)

Plug-in connection

Mismating protection	Yes
Note on mismating protection	All <i>WINSTA</i> ® components are 100% protected against mismating when: a.) plugging different numbers of poles b.) plugging while rotated 180 c.) plugging while laterally staggered d.) plugging one pole
Locking lever	Yes
Locking of plug-in connection	Locking lever
Note on locking system	All connectors for mounted installations (snap-in versions for lighting fixtures or devices, all types of PCB and distribution connectors) are factory-equipped with locking levers to ensure plugs and sockets are securely locked. Additional locking levers are only required for flying leads (plug/socket).
Number of locking levers	2

Material data

Note (material data)	Information on material specifications can be found here
Color	pink
Insulation material	Polyamide (PA66)
Flammability class per UL94	V0
Contact material	Copper or copper alloy; surface-treated
Contact plating	Tin
Fire load	0.229 MJ
Weight	11.2 g

Environmental requirements

Processing temperature	-5 ... +40 °C
Continuous operating temperature	-35 ... +85 °C
Note on continuous operating temperature	Insulating parts for temperatures ≤ 105 °C

Commercial data

Product Group	20 (Winsta)
eCl@ss 10.0	27-44-06-03
eCl@ss 9.0	27-44-06-03
ETIM 8.0	EC002567
ETIM 7.0	EC002567
PU (SPU)	50 pcs
Packaging type	Box
Country of origin	DE
GTIN	4050821531173
Customs tariff number	85366990990

Environmental Product Compliance

RoHS Compliance Status	Compliant, No Exemption
------------------------	-------------------------



Approvals / Certificates

General approvals



Approval	Standard	Certificate Name
cURus Underwriters Laboratories Inc.	UL 1977	E45171
cURus Underwriters Laboratories Inc.	UL 1059	E 45172

Downloads

Environmental Product Compliance

Compliance Search
Environmental Product Compliance 770-1603



Documentation

Bid Text			
770-1603	19.02.2019	xml 2.73 KB	
770-1603	12.03.2015	doc 23.00 KB	

CAD/CAE-Data

CAD data
2D/3D Models 770-1603



CAE data
WSCAD Universe 770-1603



1 Compatible Products

1.1 System counterpart

1.1.1 Cable assembly



Item No.: 771-8992/205-107
pre-assembled connecting cable; Eca;
Plug/open-ended; 2-pole; Cod. B; Control
cable 2 x 1.0 mm²; 1 m; 1,00 mm²; pink



Item No.: 771-8992/105-107
pre-assembled connecting cable;
Socket/open-ended; 2-pole; Cod. B; Con-
trol cable 2 x 1.0 mm²; 1 m; 1,00 mm²;
pink



Item No.: 771-8992/005-107
pre-assembled interconnecting cable;
Eca; Socket/plug; 2-pole; Cod. B; Control
cable 2 x 1.0 mm²; 1 m; 1,00 mm²; pink

1.1.2 Female connector/socket



Item No.: 770-282
Socket; 2-pole; Cod. B; 4,00 mm²; pink

1.1.3 Male connector/plug



Item No.: 770-292
Plug; 2-pole; Cod. B; 4,00 mm²; pink

1.2 Optional Accessories

1.2.1 Cover

1.2.1.1 Cover



Item No.: 770-201
Lockout cap; 12-pole, separable; for sockets; Plastic; black



Item No.: 770-221
Lockout cap; 12-pole, separable; for sockets; Plastic; white



Item No.: 770-360
Lockout cap; for plugs; 5-pole; separable; yellow

1.2.2 Installation


1.2.2.1 Mounting accessories



Item No.: 770-354
Mounting plate; 2- to 5-pole; for distribution connectors; silver-colored

Installation Notes

Installation




Mounting plates can be secured using commercially available screws or nail-drive anchors.



The distribution connectors snap together when attached to the mounting plate.



To release the distribution connector, unlock the latch using a screwdriver.



All distribution connector connections are locked and protected against accidental disconnection directly after mating. Locking of any connection is released using a screwdriver, even if all connections are used.