



START Downlight Eco 215 2400lm 830 Surface 0055195



Features

- START Downlight Eco is an integrated LED surface mounted downlight with built-in non dimmable driver; 24W; 2400Lm; 100Lm/W; 3000K.

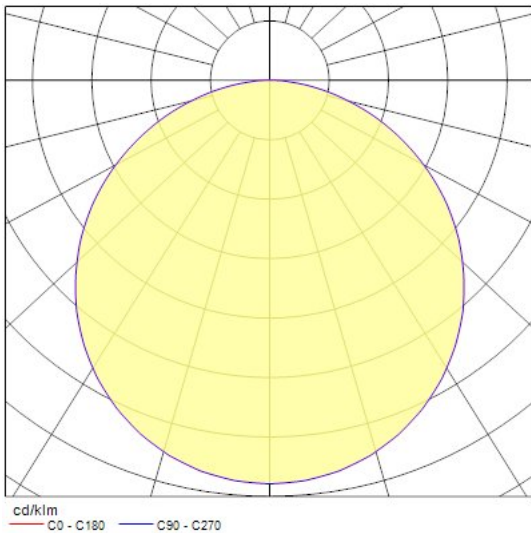
Product Overview

Product name	START Downlight Eco 215 2400lm 830 Surface
Technology	LED
Cap/Base	N/A
Housing	PC Polycarbonate
Mount	Ceiling surface mounting
General application	Hospitality, Retail
ETIM Class	EC001744
Fixture luminous flux (lm)	2400
Luminaire efficacy (lm/W)	100
Colour temperature (K)	3000
Light colour	Warm White
CRI (Ra)	80
Colour Variation Initial (SDCM)	6
Beam Angle (°)	110
Glare control	< 28
Photobiological Risk Group	RG0
Total power consumption (W)	24
Electrical protection	Class II
Control gear type	LED driver constant current
Dimmable	No

START Downlight Eco 215 2400lm 830 Surface 0055195

LED Flickering Rate	Medium (21% - 40%)
Housing colour	RAL 9003 - Signal white
IP rating	IP20
IK rating	IK02
Product EAN number	5410288551951
Warranty	3 years
Useful luminous flux (#use)	2400
Dimming method	N/A

Photometry



Technical drawings

