



Features

- Premium performance professional LED GU10 range with the same look and feel of traditional halogen GU10 lamp Recreates backlight effect similar to halogen dichroic lamps Full glass design - means no colours clashing between lamp and fixture Very long lifetime of up to 25,000 hours COOLFIT functionality – ensures overheat and over temperature protection High switching cycles: >100,000 High colour rendering: CRI90 Non dimmable Warranty: 5 Years



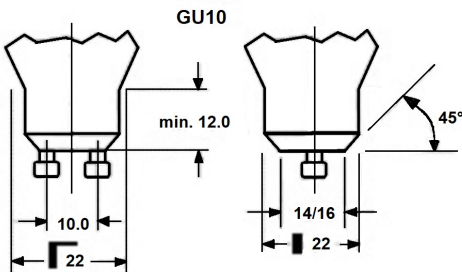
Product Overview

Product name	REFLED SUPERIA RETRO ES50 V5 700LM 930 36 SL
Technology	LED
Lamp shape	Reflector
Cap/Base	GU10
Lamp finish	Fresnel lens
Fixture rating	Open
General application	Education, Hospitality, Museums & Galleries, Office, Residential & Consumer, Retail
ETIM Class	EC001959
Correlated colour temperature (k)	3000
Light colour	Warm White
CRI (Ra)	90
Colour Variation Initial (SDCM)	6
Beam Angle (°)	36
Photobiological Risk Group	RG1
Wattage (W)	6
Power consumption (W)	6

REFLED SUPERIA RETRO ES50 V5 700LM 930 36 SL 0030718

Control gear type	LED driver constant current
Dimmable	No
Housing colour	Transparent
IP rating	IP20
Product EAN number	5410288307183
Warranty	5 years
Dimming method	N/A
Useful luminous flux (#use)	700

Technical drawings



Data table

GENERAL DATA

Product name	REFLED SUPERIA RETRO ES50 V5 700LM 930 36 SL
Technology	LED
Lamp shape	Reflector
Cap/Base	GU10
Lamp finish	Fresnel lens
Fixture rating	Open
General application	Education, Hospitality, Museums & Galleries, Office, Residential & Consumer, Retail
Operating temperature range (°C)	-20°C...+50°C
ETIM Class	EC001959
Warranty	5 years

REFLED SUPERIA RETRO ES50 V5 700LM 930 36 SL 0030718

OPTICAL DATA

Useful luminous flux (#use)	700
Correlated colour temperature (k)	3000
Light colour	Warm White
CRI (Ra)	90
Colour Variation Initial (SDCM)	6
Luminous Intensity (cd)	1050
Beam Angle (°)	36
Photobiological Risk Group	RG1

ELECTRICAL DATA

Power consumption (W)	6
Wattage (W)	6
Equivalent watt (W)	95
Current (A)	0.065
Primary Supply/Product voltage - min (V)	220.0
Primary Supply/Product voltage - max (V)	240.0
Control gear required	No
Control gear type	LED driver constant current
No. Of switching cycles before premature failures	>50000
Dimmable	No
Dimming method	N/A
Inrush Current (A)	16
Inrush Duration (µs)	120
Lamp Energy Label (class)	D
Nominal Frequency (Hz)	50/60Hz

LIFETIME DATA

Lifespan L70 B50	25000
------------------	-------

PHYSICAL DATA

Housing colour	Transparent
----------------	-------------

REFLED SUPERIA RETRO ES50 V5 700LM 930 36 SL 0030718

IP rating	IP20
Nominal Product Height (mm)	54
Nominal Product Diameter (mm)	50
Weight (kg)	0.038

PACKAGING

Product EAN number	5410288307183
Packaging single length / height (cm)	8.2
Packaging single width (cm)	6.1
Packaging single depth (cm)	5.1
DUN14 (inner)	15410288307180
Units per inner package	6
Packaging inner length / height (cm)	19.4
Packaging inner width (cm)	11.1
Packaging inner depth (cm)	9.2
DUN14 (outer)	25410288307187
Units per outer package	60
Packaging outer length / height (cm)	58.5
Packaging outer width (cm)	20.8
Packaging outer depth (cm)	20.8

SAFETY DATA

Optimal operating condition (°C)	-20-50
Breakage cleaning instructions	Not applicable
Special purpose lamp	No
Dry applications use only	Yes
Suitable for household illumination	Yes
Safety message	None

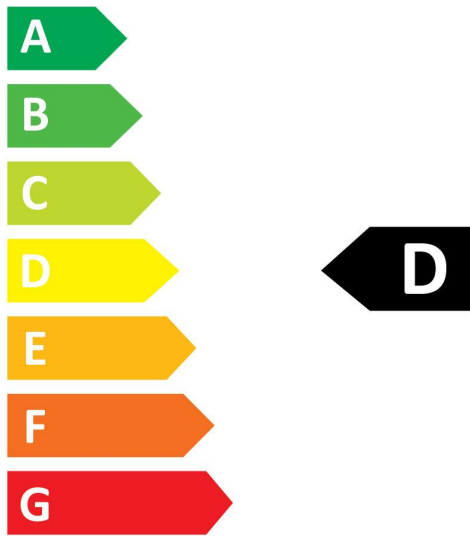
SYLVANIA

REFLED SUPERIA RETRO ES50 V5 700LM 930 36 SL
0030718

Energy label



0030718



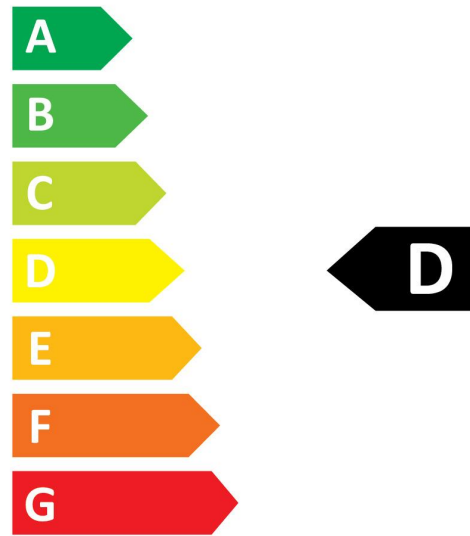
6
kWh/1000h



2019/2015



0030718



6
kWh/1000h



2019/2015