



Data Sheet | Item Number: 793-5677

WMB marking card; as card; MARKED; N (100x); stretchable 5 - 5.2 mm; Vertical marking; snap-on type; white

<https://www.wago.com/793-5677>



Color: ■ white

Similar to illustration

Similar to illustration

Technical data

| | |
|-----------------------------|------------------------------------|
| Marking method | Thermal transfer |
| Marking | N |
| Marking (number) | 100 |
| Marking direction | Vertical marking |
| Marking color | black |
| Marking type | Symbol |
| Marking layout | Same symbols per strip |
| Delivery form | Marker card |
| Delivery form configuration | 10 strips with 10 markers per card |
| Flammability class per UL94 | V2 |

Physical data

| | |
|--------------------|--------------|
| Marker/strip width | 5 ... 5.2 mm |
| Marker width | 5 mm |

Mechanical data

| | |
|------------------|-----------------|
| Smear resistance | EN 60998-1:2004 |
|------------------|-----------------|

Material data

| | |
|---------------|-------------------------------|
| Color | white |
| UV resistance | EN 60068-2-5:2010 Procedure B |
| Halogen-free | Yes |
| Weight | 8.5 g |
| Fire load | 0.256 MJ |

Commercial data

| | |
|-----------------------|--------------------------------|
| Product Group | 2 (Terminal Block Accessories) |
| PU (SPU) | 5 pcs |
| Packaging type | Bag |
| Country of origin | DE |
| GTIN | 4044918954136 |
| Customs tariff number | 4911990000 |

Product Classification


| | |
|-------------|----------------------|
| UNSPSC | 55121718 |
| eCl@ss 10.0 | 27-14-11-37 |
| eCl@ss 9.0 | 27-14-11-37 |
| ETIM 9.0 | EC000761 |
| ETIM 10.0 | EC000761 |
| ECCN | NO US CLASSIFICATION |

Environmental Product Compliance

| | |
|------------------------|-------------------------|
| RoHS Compliance Status | Compliant, No Exemption |
|------------------------|-------------------------|

Downloads

Environmental Product Compliance

| |
|---|
| Compliance Search |
| Environmental Product Compliance 793-5677  |

Installation Notes

Application



Separating a strip from the WMB or WMB marker card.



Stretching a WMB marker strip.



Separating an individual marker from the WMB marker strip – for larger terminal blocks.



Snapping a marking strip into the marker slot.

Marking



Snapping a WMB marker strip into the marker slot of the double marker carrier.

Snapping a marking strip into the marker slot.