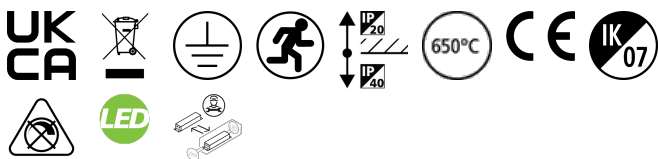


Colossal 600 OPAL
COLOSSAL 600mm 840 OPAL DIR WHITE EM
2071174



Product features

- 600mm diameter circular architectural luminaire, can be surface mounted or suspended. Powder coated aluminium housing (RAL9016) with polycarbonate opal diffuser. Direct light distribution, 5330lm luminous flux, 41.5W system power, 128lm/W luminaire efficacy. Constant current driver. 3 hours integrated emergency. Colour rendering index Ra >80, 4000K Neutral White LED, chromaticity tolerance of 3-step MacAdam ellipse. IP40, IK03. 450mA drive current. Electrical protection Class1, 220-240V. Reported lifetime 66k hours L90B10.

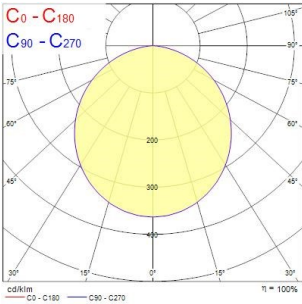
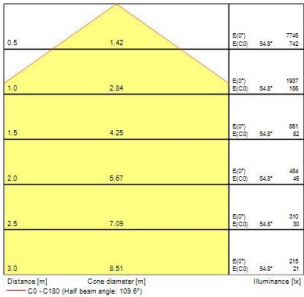


PRODUCT OVERVIEW

Product name	COLOSSAL 600mm 840 OPAL DIR WHITE EM
Technology	LED (3 SDCM)
Cap/Base	N/A
Housing	Aluminium
Mount	Ceiling surface mounting, Suspended
General application	Hospitality, Office
ETIM Class	EC002892
Warranty	5 years
Fixture luminous flux (lm)	5330
Luminous flux (lm)	5330
Luminaire efficacy (lm/W)	128
Colour temperature (K)	4000
Colour Code	840
Light colour	Neutral White
CRI (Ra)	80
Colour Variation Initial (SDCM)	SDCM3
Glare control	< 23
Photobiological Risk Group	RG0
Total power consumption (W)	41.5
Electrical protection	Class I
Control gear type	LED driver constant current
Dimmable	No
Dimming method	N/A
LED Flickering Rate	Ultra low (5% or less)
Housing colour	RAL 9016 - Traffic white / Bezel
IP rating	IP40/20
IK rating	IK07
Product EAN number	5025768711741

PHOTOMETRY

Colossal 600 OPAL
COLOSSAL 600mm 840 OPAL DIR WHITE EM
2071174



TECHNICAL DRAWINGS

