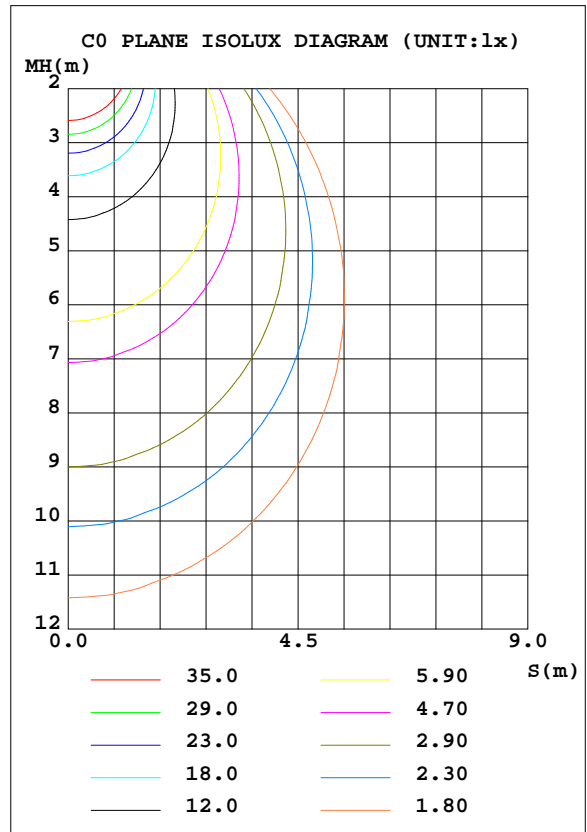
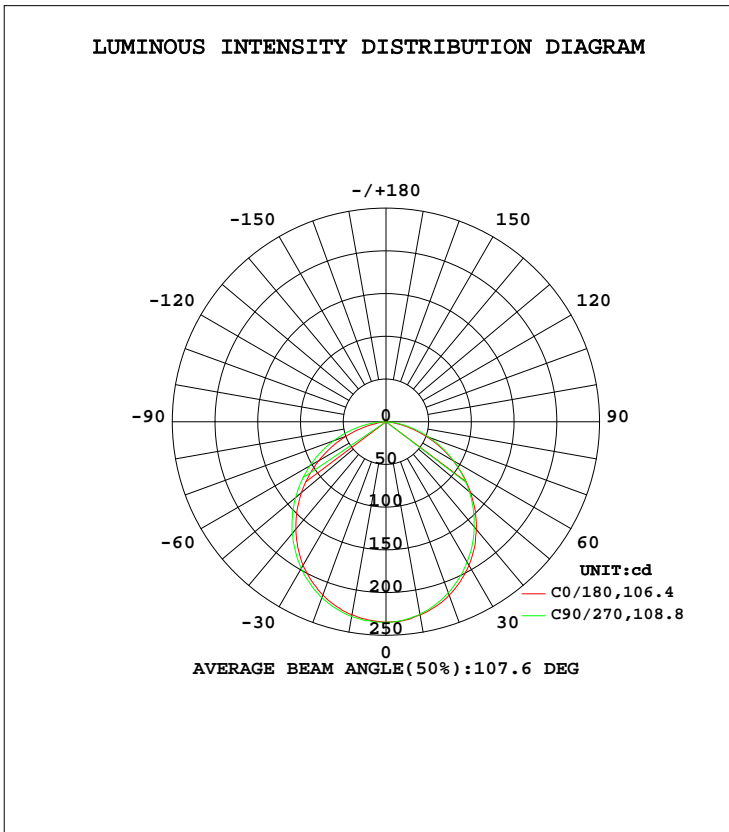


LUMINAIRE PHOTOMETRIC TEST REPORT

Test:U:230.65V I:0.0434A P:9.4340W PF:0.9415 Freq:50.00Hz Lamp Flux:631.062x1 lm		
NAME: 136-182_3000K	TYPE:10W	WEIGHT:
SPEC.:3000K	DIM.:	SERIAL No.:
MFR.: Tronix Lighting	SUR.:0.0775	Shielding Angle:

DATA OF LAMP		PHOTOMETRIC DATA Eff: 66.89 lm/W			
MODEL	136-182_3000K	I _{max} (cd)	234.8	S/MH(C0/180)	1.23
NOMINAL POWER(W)	10	LOR(%)	100.0	S/MH(C90/270)	1.25
RATED VOLTAGE(V)	230	TOTAL FLUX(lm)	631.06	η UP, DN(C0-180)	0.0,48.7
NOMINAL FLUX(lm)	631.062	CIE CLASS	DIRECT	η UP, DN(C180-360)	0.0,51.3
LAMPS INSIDE	1	η up(%)	0.0	CIBSE SHR NOM	1.25
TEST VOLTAGE(V)		η down(%)	100.0	CIBSE SHR MAX	1.35



C Range: 0 - 360DEG
 C Interval: 45.0DEG
 Test Speed: HIGH
 Temperature:25.3DEG
 Operators:DAMIN
 Test Date:2020-01-13

γ Range: 0 - 90DEG
 γ Interval: 1.0DEG
 Test System:EVERFINE GO-2000H_V1 SYSTEM V2.0.404.7
 Humidity:65.0%
 Test Distance:9.900m [K=1.0000]
 Remarks:

ZONAL FLUX DIAGRAM

ZONAL FLUX DIAGRAM:

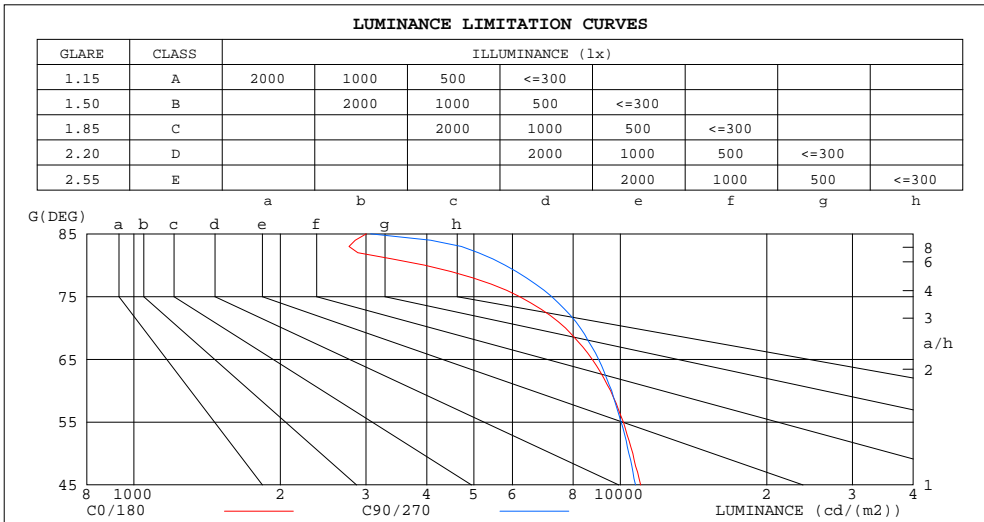
γ	C0	C45	C90	C135	C180	C225	C270	C315	γ	Φ zone	Φ total	lum, lamp
10	229.6	228.8	228.7	228.6	229.4	231.1	231.6	230.7	0- 10	22.16	22.16	3.51,3.51
20	216.0	214.6	213.2	213.9	215.9	218.5	219.5	218.0	10- 20	63.19	85.36	13.5,13.5
30	194.1	191.9	189.6	191.1	194.2	197.1	198.4	196.8	20- 30	94.92	180.3	28.6,28.6
40	164.5	162.5	160.5	161.7	164.1	168.8	170.7	168.8	30- 40	112.8	293.1	46.4,46.4
50	129.4	128.6	127.2	127.3	129.3	135.7	138.2	135.1	40- 50	114.7	407.8	64.6,64.6
60	90.65	91.20	91.24	90.28	90.81	98.54	102.7	98.23	50- 60	101.0	508.8	80.6,80.6
70	50.06	52.30	53.80	51.53	49.79	59.71	65.26	59.49	60- 70	73.93	582.8	92.3,92.3
80	13.06	18.15	19.14	17.84	12.08	22.88	28.79	23.08	70- 80	38.58	621.3	98.5,98.5
90	1.932	2.606	2.221	2.804	1.825	3.113	2.257	3.046	80- 90	9.723	631.1	100,100
100									90-100			
110									100-110			
120									110-120			
130									120-130			
140									130-140			
150									140-150			
160									150-160			
170									160-170			
180									170-180			
DEG	LUMINOUS INTENSITY:cd									UNIT:lm		

C Range: 0 - 360DEG
 C Interval: 45.0DEG
 Test Speed: HIGH
 Temperature:25.3DEG
 Operators:DAMIN
 Test Date:2020-01-13

γ Range: 0 - 90DEG
 γ Interval: 1.0DEG
 Test System:EVERFINE GO-2000H_V1 SYSTEM V2.0.404.7
 Humidity:65.0%
 Test Distance:9.900m [K=1.0000]
 Remarks:

LUMINANCE LIMITATION CURVES

Test:U:230.65V I:0.0434A P:9.4340W PF:0.9415 Freq:50.00Hz Lamp Flux:631.062x1 lm		
NAME: 136-182_3000K	TYPE:10W	WEIGHT:
SPEC.:3000K	DIM.:	SERIAL No.:
MFR.: Tronix Lighting	SUR.:0.0775	Shielding Angle:



LUMINANCE cd/(m2)		
G(DEG)	C0/180	C90/270
85	3005	3067
80	3963	5796
75	6207	7226
70	7712	8273
65	8753	9022
60	9552	9597
55	10147	10042
50	10607	10409
45	11011	10748

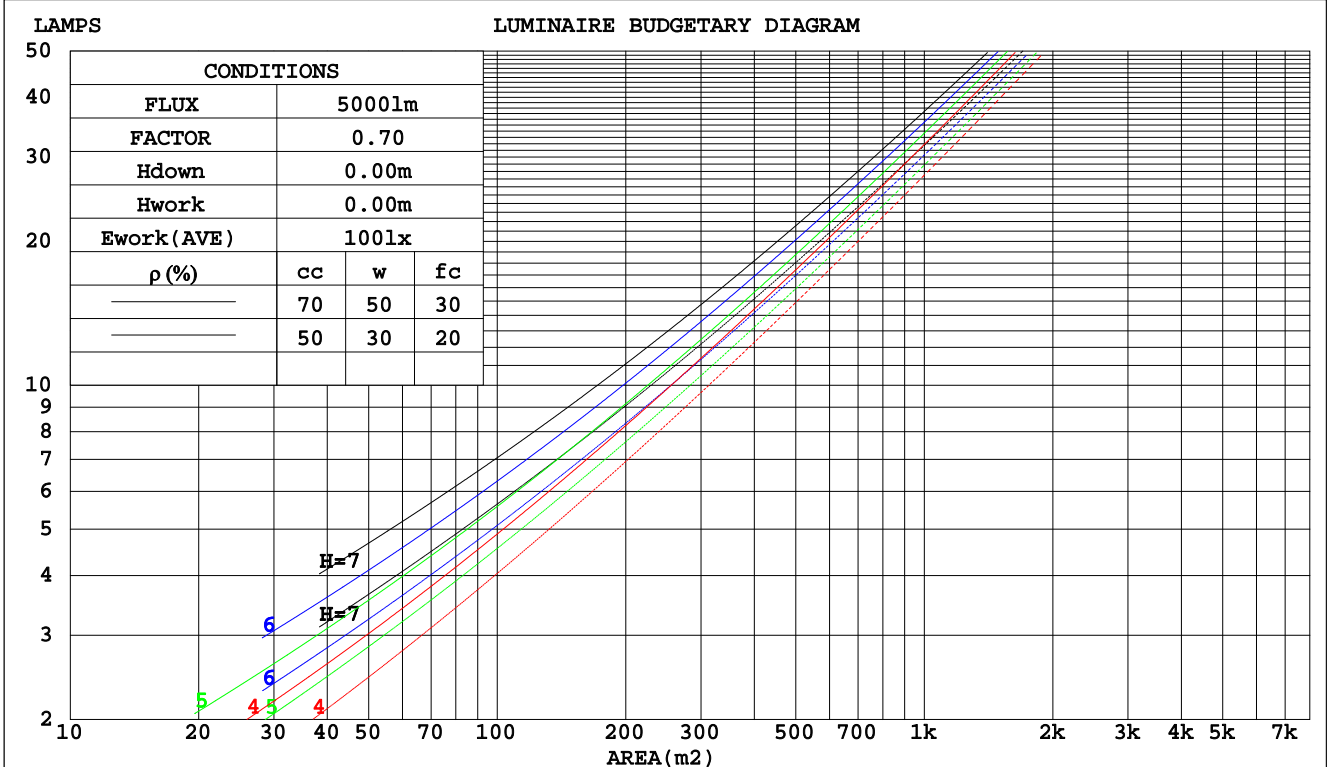
C Range: 0 - 360DEG
 C Interval: 45.0DEG
 Test Speed: HIGH
 Temperature:25.3DEG
 Operators:DAMIN
 Test Date:2020-01-13

γ Range: 0 - 90DEG
 γ Interval: 1.0DEG
 Test System:EVERFINE GO-2000H_V1 SYSTEM V2.0.404.7
 Humidity:65.0%
 Test Distance:9.900m [K=1.0000]
 Remarks:

CU AND LUMINAIRE BUDGETARY ESTIMATE DIAGRAM

Test:U:230.65V I:0.0434A P:9.4340W PF:0.9415 Freq:50.00Hz Lamp Flux:631.062x1 lm		
NAME: 136-182_3000K	TYPE:10W	WEIGHT:
SPEC.:3000K	DIM.:	SERIAL No.:
MFR.: Tronix Lighting	SUR.:0.0775	Shielding Angle:

pcc	80%			70%			50%			30%			10%			0
	50%	30%	10%	50%	30%	10%	50%	30%	10%	50%	30%	10%	50%	30%	10%	0
pw																
pfc	20%			20%			20%			20%			20%			0
RCR	RCR:Room Cavity Ratio															
	Coefficients of Utilization(CU)															
0.0	1.19	1.19	1.19	1.16	1.16	1.16	1.11	1.11	1.11	1.06	1.06	1.06	1.02	1.02	1.02	.00
1.0	1.04	1.00	.97	1.02	.98	.95	.98	.95	.92	.94	.91	.89	.90	.88	.86	.84
2.0	.91	.85	.79	.89	.83	.78	.86	.81	.76	.83	.78	.74	.80	.76	.73	.71
3.0	.80	.72	.66	.79	.71	.65	.76	.69	.64	.73	.68	.63	.70	.66	.62	.60
4.0	.71	.63	.56	.70	.62	.56	.67	.60	.55	.65	.59	.54	.63	.58	.53	.51
5.0	.64	.55	.48	.63	.54	.48	.60	.53	.47	.59	.52	.47	.57	.51	.46	.44
6.0	.57	.49	.42	.56	.48	.42	.55	.47	.42	.53	.46	.41	.51	.46	.41	.39
7.0	.52	.43	.37	.51	.43	.37	.50	.42	.37	.48	.42	.37	.47	.41	.36	.34
8.0	.48	.39	.33	.47	.39	.33	.46	.38	.33	.44	.38	.33	.43	.37	.33	.31
9.0	.44	.36	.30	.43	.35	.30	.42	.35	.30	.41	.34	.30	.40	.34	.29	.28
10.0	.40	.32	.27	.40	.32	.27	.39	.32	.27	.38	.31	.27	.37	.31	.27	.25



C Range: 0 - 360DEG
 C Interval: 45.0DEG
 Test Speed: HIGH
 Temperature:25.3DEG
 Operators:DAMIN
 Test Date:2020-01-13

γ Range: 0 - 90DEG
 γ Interval: 1.0DEG
 Test System:EVERFINE GO-2000H_V1 SYSTEM V2.0.404.7
 Humidity:65.0%
 Test Distance:9.900m [K=1.0000]
 Remarks:

WEC AND CCEC

Test:U:230.65V I:0.0434A P:9.4340W PF:0.9415 Freq:50.00Hz Lamp Flux:631.062x1 lm		
NAME: 136-182_3000K	TYPE:10W	WEIGHT:
SPEC.:3000K	DIM.:	SERIAL No.:
MFR.: Tronix Lighting	SUR.:0.0775	Shielding Angle:

ρcc	80%			70%			50%			30%			10%			0
ρw	50%	30%	10%	50%	30%	10%	50%	30%	10%	50%	30%	10%	50%	30%	10%	0
ρfc	20%			20%			20%			20%			20%			0
RCR	RCR:Room Cavity Ratio						Wall Exitance Coefficients(WEC)									
0.0																
1.0	.299	.170	.054	.292	.167	.053	.279	.160	.051	.267	.154	.049	.256	.148	.048	
2.0	.284	.156	.048	.278	.153	.047	.266	.148	.046	.255	.143	.045	.245	.139	.044	
3.0	.264	.140	.042	.258	.138	.042	.248	.134	.041	.239	.131	.040	.230	.127	.039	
4.0	.244	.127	.037	.240	.125	.037	.230	.122	.036	.222	.119	.036	.214	.116	.035	
5.0	.227	.115	.033	.222	.114	.033	.214	.112	.033	.207	.109	.032	.200	.107	.032	
6.0	.211	.106	.030	.207	.104	.030	.200	.102	.030	.193	.100	.029	.186	.098	.029	
7.0	.196	.097	.028	.193	.096	.027	.186	.094	.027	.180	.092	.027	.175	.091	.027	
8.0	.184	.090	.025	.181	.089	.025	.175	.087	.025	.169	.086	.025	.164	.084	.025	
9.0	.172	.083	.023	.169	.083	.023	.164	.081	.023	.159	.080	.023	.155	.079	.023	
10.0	.162	.078	.022	.160	.077	.022	.155	.076	.021	.151	.075	.021	.146	.074	.021	

ρcc	80%			70%			50%			30%			10%			0
ρw	50%	30%	10%	50%	30%	10%	50%	30%	10%	50%	30%	10%	50%	30%	10%	0
ρfc	20%			20%			20%			20%			20%			0
RCR	RCR:Room Cavity Ratio						Ceiling Cavity Exitance Coefficients(CCEC)									
0.0	.190	.190	.190	.163	.163	.163	.111	.111	.111	.064	.064	.064	.020	.020	.020	
1.0	.180	.156	.135	.154	.134	.116	.105	.092	.080	.060	.053	.047	.019	.017	.015	
2.0	.171	.132	.099	.147	.114	.086	.100	.079	.060	.058	.046	.035	.019	.015	.011	
3.0	.163	.114	.075	.140	.099	.065	.096	.068	.046	.056	.040	.027	.018	.013	.009	
4.0	.156	.101	.059	.134	.087	.051	.092	.061	.036	.053	.036	.021	.017	.012	.007	
5.0	.148	.090	.048	.127	.078	.042	.088	.055	.029	.051	.032	.017	.016	.010	.006	
6.0	.141	.082	.040	.121	.071	.034	.084	.050	.024	.049	.029	.014	.016	.010	.005	
7.0	.134	.075	.034	.116	.065	.029	.080	.046	.021	.046	.027	.012	.015	.009	.004	
8.0	.128	.069	.029	.110	.060	.025	.076	.042	.018	.044	.025	.011	.014	.008	.004	
9.0	.122	.064	.025	.105	.056	.022	.073	.039	.016	.042	.023	.009	.014	.008	.003	
10.0	.116	.060	.023	.100	.052	.020	.070	.037	.014	.041	.022	.008	.013	.007	.003	

C Range: 0 - 360DEG
 C Interval: 45.0DEG
 Test Speed: HIGH
 Temperature:25.3DEG
 Operators:DAMIN
 Test Date:2020-01-13

γ Range: 0 - 90DEG
 γ Interval: 1.0DEG
 Test System:EVERFINE GO-2000H_V1 SYSTEM V2.0.404.7
 Humidity:65.0%
 Test Distance:9.900m [K=1.0000]
 Remarks:

UGR(Unified Glare Rating) Table

Test:U:230.65V I:0.0434A P:9.4340W PF:0.9415 Freq:50.00Hz Lamp Flux:631.062x1 lm										
NAME: 136-182_3000K					TYPE:10W			WEIGHT:		
SPEC.:3000K					DIM.:			SERIAL No.:		
MFR.: Tronix Lighting					SUR.:0.0775			Shielding Angle:		
ceiling/cavity	0.7	0.7	0.5	0.5	0.3	0.7	0.7	0.5	0.5	0.3
walls	0.5	0.3	0.5	0.3	0.3	0.5	0.3	0.5	0.3	0.3
working plane	0.2	0.2	0.2	0.2	0.2	0.2	0.2	0.2	0.2	0.2
Room dimensions	Viewed crosswise					Viewed endwise				
x = 2H y = 2H	20.8	22.3	21.0	22.5	22.7	20.7	22.2	21.0	22.4	22.6
3H	22.0	23.4	22.3	23.6	23.9	22.1	23.5	22.4	23.7	23.9
4H	22.4	23.7	22.7	24.0	24.2	22.6	23.9	22.9	24.1	24.4
6H	22.5	23.8	22.9	24.1	24.3	22.9	24.1	23.2	24.4	24.7
8H	22.5	23.7	22.9	24.0	24.3	22.9	24.1	23.3	24.4	24.7
12H	22.5	23.7	22.9	24.0	24.3	22.9	24.1	23.3	24.4	24.7
4H 2H	21.3	22.6	21.6	22.9	23.1	21.3	22.6	21.6	22.9	23.1
3H	22.7	23.9	23.1	24.2	24.5	22.8	24.0	23.2	24.3	24.6
4H	23.2	24.3	23.6	24.6	24.9	23.4	24.4	23.8	24.8	25.1
6H	23.5	24.4	23.9	24.7	25.1	23.8	24.7	24.2	25.1	25.4
8H	23.5	24.3	23.9	24.7	25.1	23.9	24.8	24.3	25.1	25.5
12H	23.5	24.3	23.9	24.7	25.1	23.9	24.7	24.4	25.1	25.5
8H 4H	23.4	24.3	23.8	24.6	25.0	23.6	24.4	24.0	24.8	25.2
6H	23.8	24.5	24.2	24.9	25.3	24.1	24.8	24.5	25.2	25.6
8H	23.8	24.5	24.3	24.9	25.3	24.2	24.9	24.7	25.3	25.8
12H	23.9	24.4	24.4	24.9	25.3	24.3	24.9	24.8	25.3	25.8
12H 4H	23.4	24.2	23.8	24.6	25.0	23.6	24.4	24.0	24.7	25.1
6H	23.8	24.4	24.2	24.8	25.3	24.1	24.7	24.6	25.2	25.6
8H	23.9	24.4	24.4	24.9	25.4	24.3	24.8	24.8	25.3	25.8
Variations with the observer position at spacings:										
S = 1.0H	+ 0.2 / - 0.3					+ 0.2 / - 0.2				
1.5H	+ 0.2 / - 0.4					+ 0.2 / - 0.3				
2.0H	+ 0.3 / - 0.3					+ 0.3 / - 0.3				

CIE Pub.117, 631.1 lm Total Lamp Luminous Flux Corrected (8log(F/F0) = -1.6)

C Range: 0 - 360DEG
 C Interval: 45.0DEG
 Test Speed: HIGH
 Temperature:25.3DEG
 Operators:DAMIN
 Test Date:2020-01-13

γ Range: 0 - 90DEG
 γ Interval: 1.0DEG
 Test System:EVERFINE GO-2000H_V1 SYSTEM V2.0.404.7
 Humidity:65.0%
 Test Distance:9.900m [K=1.0000]
 Remarks:

UTILIZATION FACTORS TABLE

Test:U:230.65V I:0.0434A P:9.4340W PF:0.9415 Freq:50.00Hz Lamp Flux:631.062x1 lm		
NAME: 136-182_3000K	TYPE:10W	WEIGHT:
SPEC.:3000K	DIM.:	SERIAL No.:
MFR.: Tronix Lighting	SUR.:0.0775	Shielding Angle:

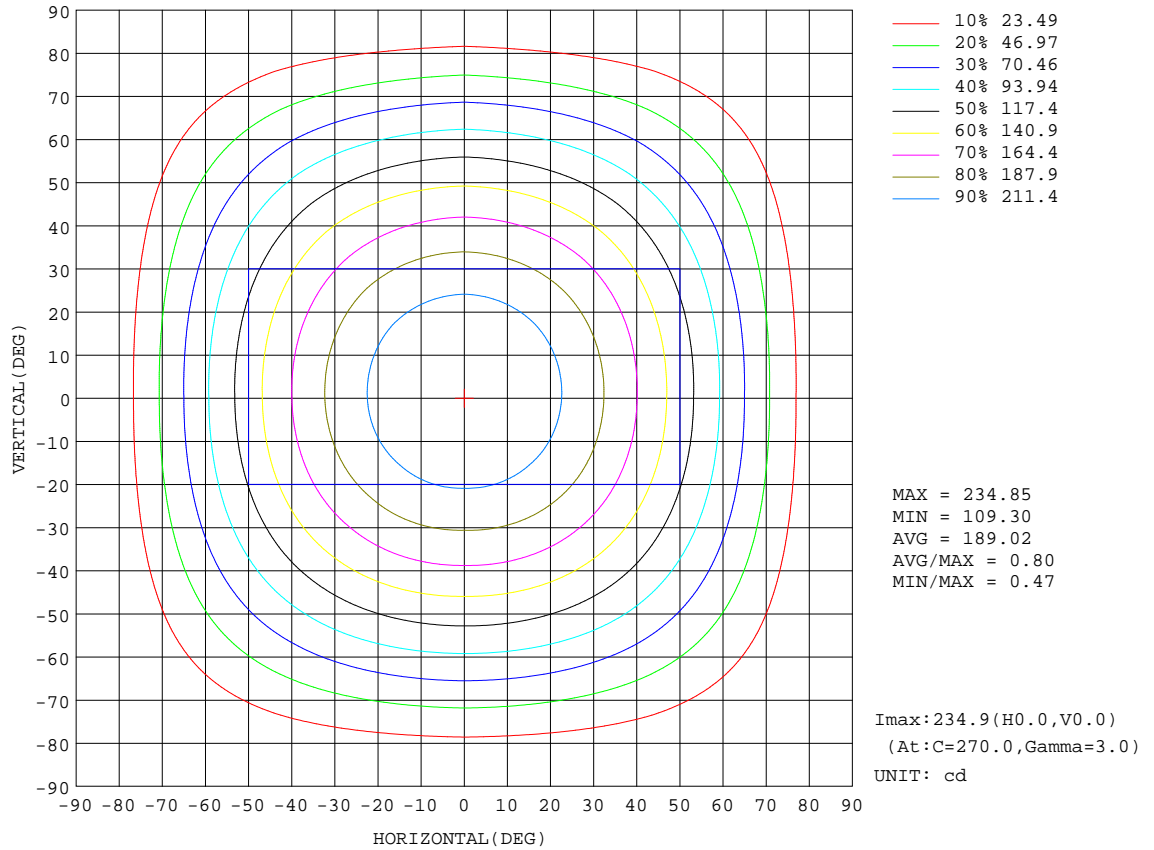
REFLECTANCE										
Ceiling	0.8	0.8	0.8	0.7	0.7	0.7	0.5	0.5	0.5	0
Walls	0.7	0.5	0.3	0.7	0.5	0.3	0.7	0.5	0.3	0
Working plane	0.2	0.2	0.2	0.2	0.2	0.2	0.2	0.2	0.2	0
ROOM INDEX	UTILIZATION FACTORS(PERCENT) $k(RI) \times RCR = 5$									
k = 0.60	58	47	40	58	47	40	57	46	40	34
0.80	69	57	50	68	57	50	66	56	49	43
1.00	77	66	59	76	66	59	74	67	58	51
1.25	84	74	67	83	73	66	80	72	66	59
1.50	89	79	73	87	79	72	84	77	71	64
2.00	96	87	81	94	86	80	90	84	79	71
2.50	100	92	86	98	91	85	94	88	83	75
3.00	103	96	91	101	95	90	97	92	88	79
4.00	107	101	97	104	99	95	100	96	93	84
5.00	109	104	100	107	102	99	102	99	96	87
ROOM INDEX	UF(total)									Direct
According to DIN EN 13032-2 2004			Suspended				SHRNOM = 1.25			

C Range: 0 - 360DEG
 C Interval: 45.0DEG
 Test Speed: HIGH
 Temperature:25.3DEG
 Operators:DAMIN
 Test Date:2020-01-13

γ Range: 0 - 90DEG
 γ Interval: 1.0DEG
 Test System:EVERFINE GO-2000H_V1 SYSTEM V2.0.404.7
 Humidity:65.0%
 Test Distance:9.900m [K=1.0000]
 Remarks:

ISOCANDELA DIAGRAM

Test:U:230.65V I:0.0434A P:9.4340W PF:0.9415 Freq:50.00Hz Lamp Flux:631.062x1 lm		
NAME: 136-182_3000K	TYPE:10W	WEIGHT:
SPEC.:3000K	DIM.:	SERIAL No.:
MFR.: Tronix Lighting	SUR.:0.0775	Shielding Angle:

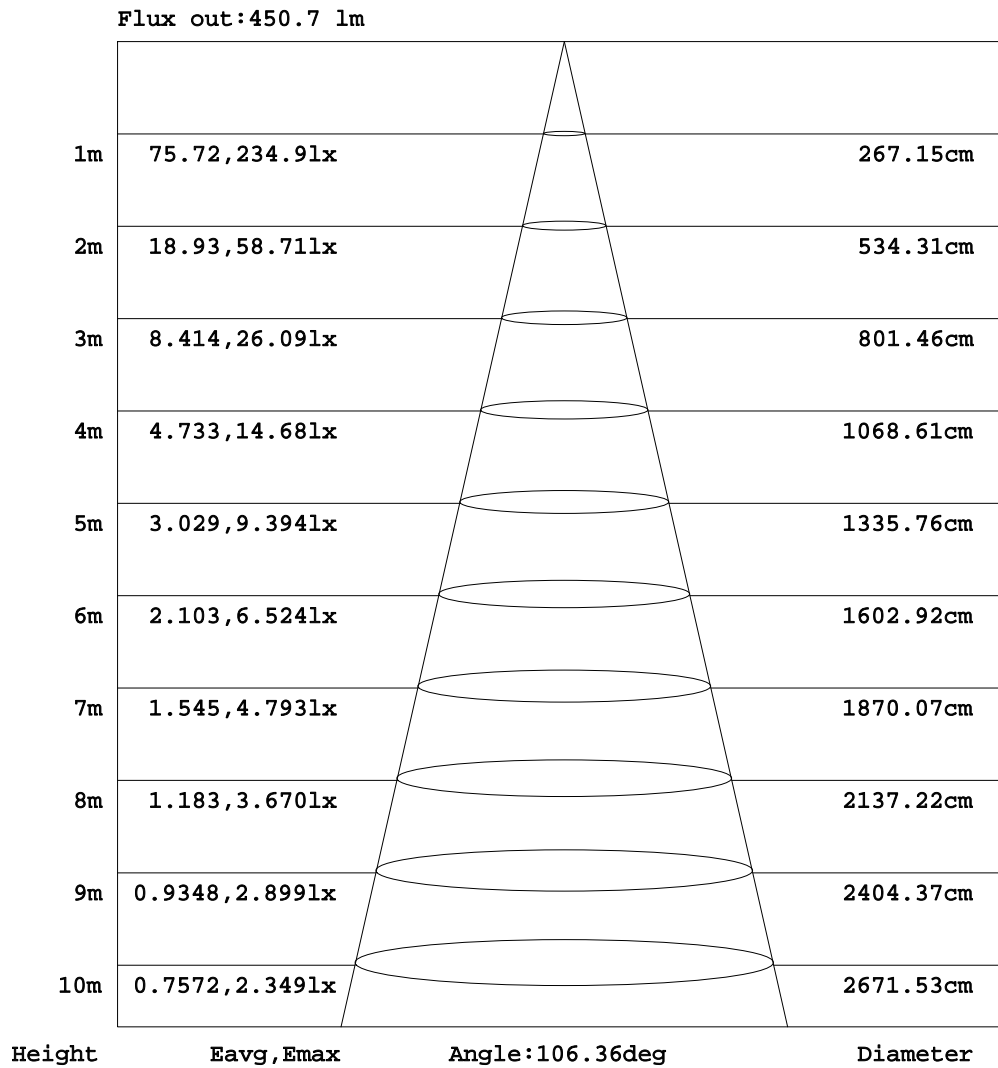


C Range: 0 - 360DEG
 C Interval: 45.0DEG
 Test Speed: HIGH
 Temperature: 25.3DEG
 Operators: DAMIN
 Test Date: 2020-01-13

γ Range: 0 - 90DEG
 γ Interval: 1.0DEG
 Test System: EVERFINE GO-2000H_V1 SYSTEM V2.0.404.7
 Humidity: 65.0%
 Test Distance: 9.900m [K=1.0000]
 Remarks:

AAI Figure

Test:U:230.65V I:0.0434A P:9.4340W PF:0.9415 Freq:50.00Hz Lamp Flux:631.062x1 lm		
NAME: 136-182_3000K	TYPE:10W	WEIGHT:
SPEC.:3000K	DIM.:	SERIAL No.:
MFR.: Tronix Lighting	SUR.:0.0775	Shielding Angle:



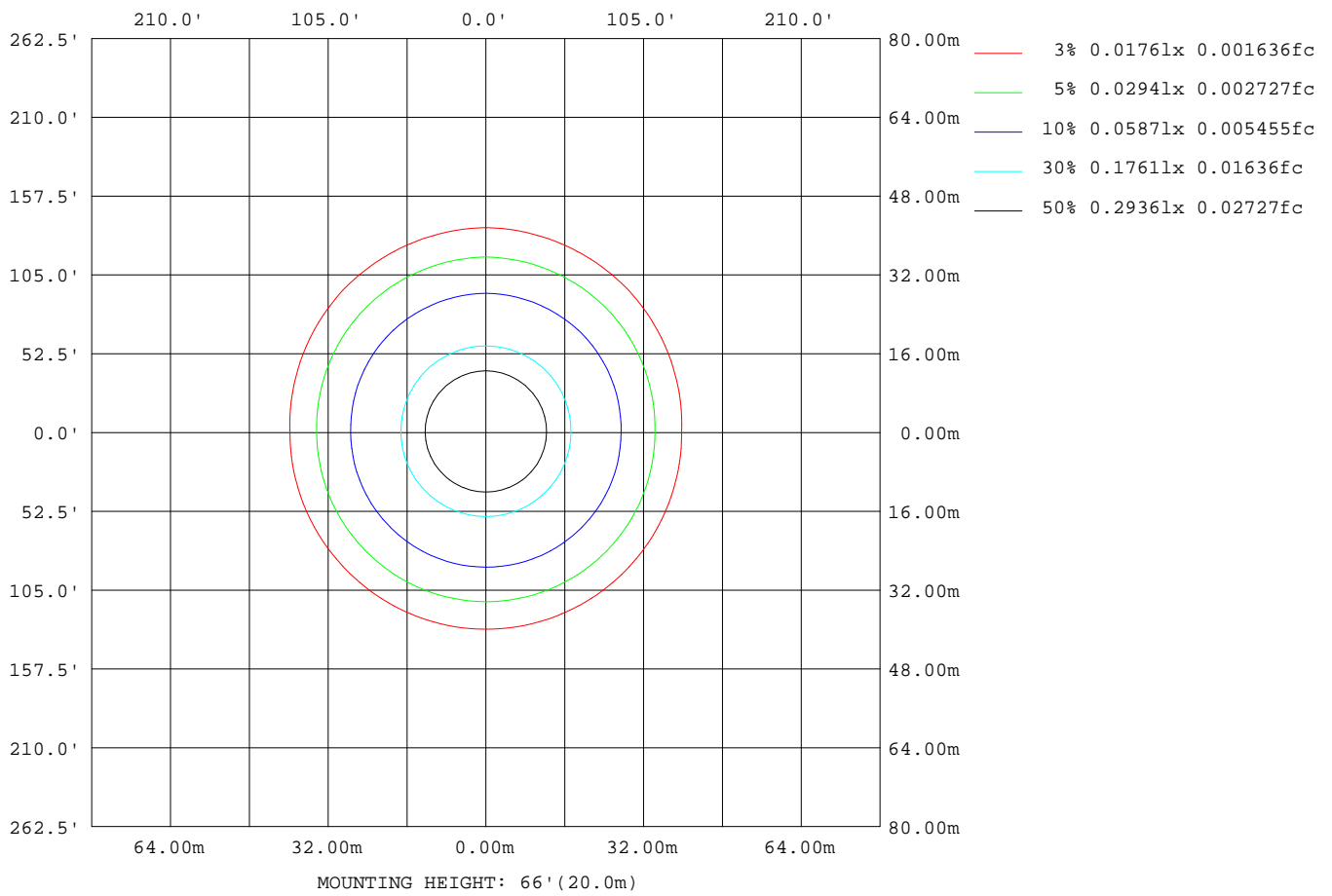
Note:The Curves indicate the illuminated area and the average illumination when the luminaire is at different distance.

C Range: 0 - 360DEG
 C Interval: 45.0DEG
 Test Speed: HIGH
 Temperature:25.3DEG
 Operators:DAMIN
 Test Date:2020-01-13

γ Range: 0 - 90DEG
 γ Interval: 1.0DEG
 Test System:EVERFINE GO-2000H_V1 SYSTEM V2.0.404.7
 Humidity:65.0%
 Test Distance:9.900m [K=1.0000]
 Remarks:

ISOLUX DIAGRAM

Test:U:230.65V I:0.0434A P:9.4340W PF:0.9415 Freq:50.00Hz Lamp Flux:631.062x1 lm		
NAME: 136-182_3000K	TYPE:10W	WEIGHT:
SPEC.:3000K	DIM.:	SERIAL No.:
MFR.: Tronix Lighting	SUR.:0.0775	Shielding Angle:



C Range: 0 - 360DEG
 C Interval: 45.0DEG
 Test Speed: HIGH
 Temperature:25.3DEG
 Operators:DAMIN
 Test Date:2020-01-13

γ Range: 0 - 90DEG
 γ Interval: 1.0DEG
 Test System:EVERFINE GO-2000H_V1 SYSTEM V2.0.404.7
 Humidity:65.0%
 Test Distance:9.900m [K=1.0000]
 Remarks:

LED Avg.L Report

Test:U:230.65V I:0.0434A P:9.4340W PF:0.9415 Freq:50.00Hz Lamp Flux:631.062x1 lm		
NAME: 136-182_3000K	TYPE:10W	WEIGHT:
SPEC.:3000K	DIM.:	SERIAL No.:
MFR.: Tronix Lighting	SUR.:0.0775	Shielding Angle:

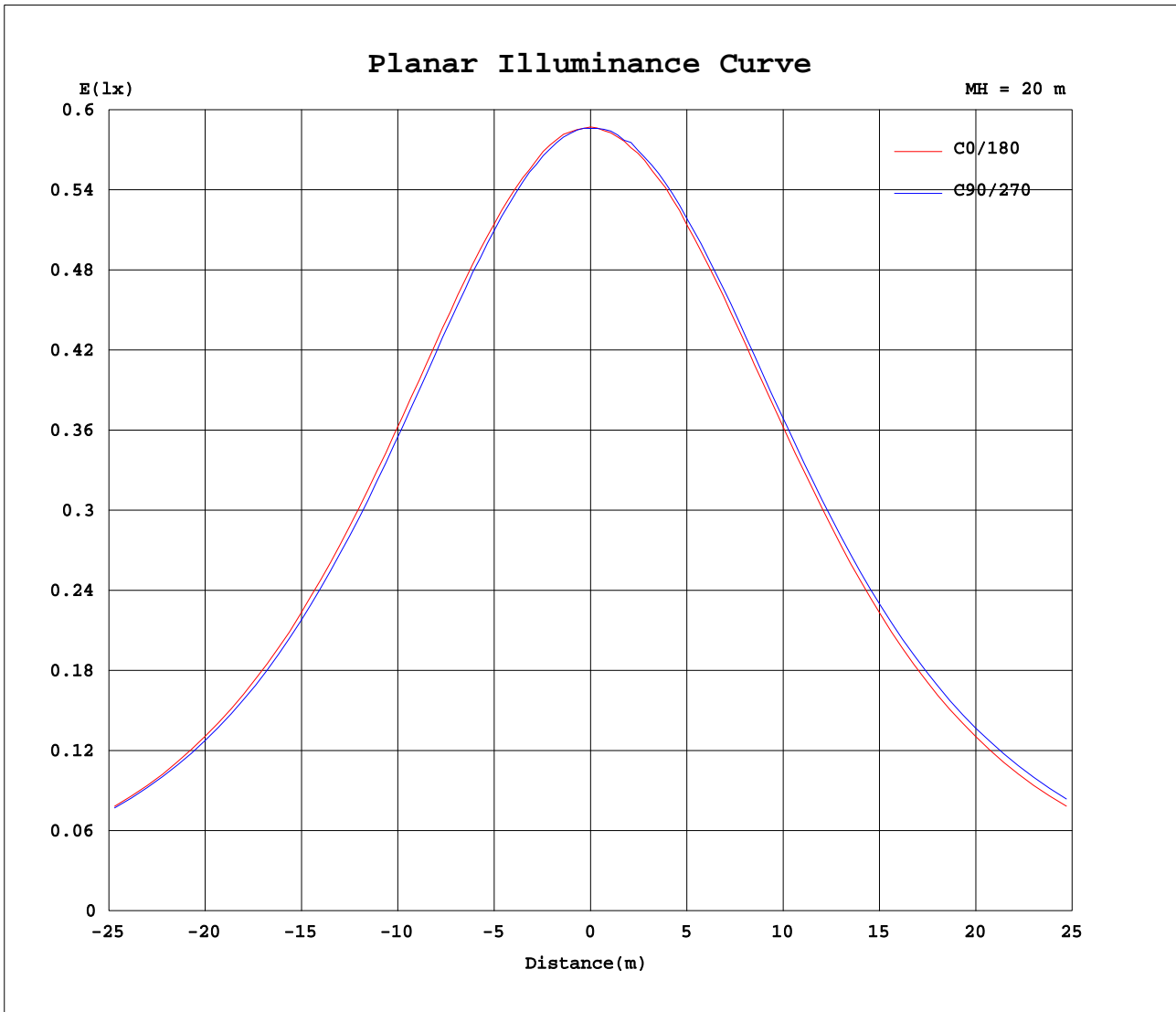
AvgL	cd/m2
L_0~180(65)av	8756
L_0~180(75)av	6129
L_0~180(85)av	2940
L_90~270(65)av	9759
L_90~270(75)av	8372
L_90~270(85)av	5544
L_45(65)av	9370
L_45(75)av	7509
L_45(85)av	5579

Standard: GB/T 29293-2012

C Range: 0 - 360DEG
 C Interval: 45.0DEG
 Test Speed: HIGH
 Temperature:25.3DEG
 Operators:DAMIN
 Test Date:2020-01-13

γ Range: 0 - 90DEG
 γ Interval: 1.0DEG
 Test System:EVERFINE GO-2000H_V1 SYSTEM V2.0.404.7
 Humidity:65.0%
 Test Distance:9.900m [K=1.0000]
 Remarks:

Planar Illuminance Curve



C Range: 0 - 360DEG
 C Interval: 45.0DEG
 Test Speed: HIGH
 Temperature: 25.3DEG
 Operators: DAMIN
 Test Date: 2020-01-13

γ Range: 0 - 90DEG
 γ Interval: 1.0DEG
 Test System: EVERFINE GO-2000H_V1 SYSTEM V2.0.404.7
 Humidity: 65.0%
 Test Distance: 9.900m [K=1.0000]
 Remarks:

