


Data Sheet | Item Number: 771-9995/006-502

pre-assembled interconnecting cable; Eca; Socket/plug; 5-pole; Cod. A; H05VV-F
5G 1.5 mm²; 5 m; 1,50 mm²; white

<https://www.wago.com/771-9995/006-502>



Color: ■ white



Dimensions in mm

Cable assembly WINSTA® MIDI with strain relief

For power and signal transmission: The WINSTA® MIDI cable assembly rated current 16 A. The pluggable installation connectors with spring pressure connection technology work entirely without screw connections. They allow resource-efficient, error-free installation in a large number of applications. For greater security in electrical installations, the pluggable installation connector is provided with mechanical protection against mismatching. The pluggable installation connector is protected against ingress by solid objects in accordance with protection type IP20 (When mated: IP2xC (These compact connectors are not designed for use in open, easily accessible areas!)). The WINSTA® MIDI pluggable installation connector with A coding in black or white is usually used for general mains applications in power distribution. The WINSTA® MIDI Pluggable Connection System with Push-in CAGE CLAMP® spring pressure connection technology facilitates exemplary electrification. Due to the integrated test slot, connections can be checked even when they are plugged in. This saves time, labor, and money. This product meets all the relevant safety requirements of fire class E; therefore it can be used in domains where fire safety is relevant.

Fast, secure pluggable connections – cable assemblies from WAGO

A socket and a plug are provided. WINSTA® is the pluggable connection system that is optimally tailored to the strict requirements of electrical installation. It allows error-free installation of cables and components, quickly and reliably. Now you can also cut installation expenses without compromising quality and safety: with fire class E eliminates the need for servicing and prevents unnecessary downtime.

- protection against mismatching eliminates errors
- for automation controllers
- with A coding for use in many general mains applications
- exact dimensions
- fast, secure installation

Notes

Note Cables with a different fire class can be found in the eShop.

Electrical data

Ratings per	IEC/EN 60664-1			General information	
Overvoltage category	III	III	II	Note on contact resistance	approx. 1 mΩ of contact resistance approx. 0.25 mΩ contact transition plug/ socket
Pollution degree	3	2	2		
Nominal voltage	400 V	-	-		
Rated impulse withstand voltage	6 kV	-	-		
Rated current	16 A	-	-		

Connection Data

Total number of potentials	5	Connection 1	
PE function	Preceding PE contact	Pole number	5
		Wire cross-section	1.5 mm ²
		Connection type	Socket - Plug

Physical data

Pin spacing	10 mm / 0.394 inches
Width	47 mm / 1.85 inches
Height	15.38 mm / 0.606 inches
Total length	5 m

Mechanical data

Use	General mains applications
Coding	A
Variable coding	Yes
Marking	N ⊕ L1 L2 L3
Potential marking	N ⊕ L1 L2 L3
Mating force of a plug-in connection	approx. 20 ... 70 N (depending on pole number)
Retention force of a plug-in connection	when locked: > 80N
Unmating force of a plug-in connection	when unlocked: approx. 20 ... 70 N (depending on pole number)
Number of mating cycles	200, without resistive load
Connection type	Socket - Plug
Type of pre-assembled cable	Interconnecting cable
Cable type	H05VV-F 5G1.5
Protection type	IP20; When mated: IP2xC (These compact connectors are not designed for use in open, easily accessible areas!)

Plug-in connection

Mismating protection	Yes
Note on mismating protection	All WINSTA® components are 100% protected against mismating when: a.) plugging different numbers of poles b.) plugging while rotated 180 c.) plugging while laterally staggered d.) plugging one pole
Locking lever	Can be retrofitted
Locking of plug-in connection	Locking lever
Note on locking system	All connectors for mounted installations (snap-in versions for lighting fixtures or devices, all types of PCB and distribution connectors) are factory-equipped with locking levers to ensure plugs and sockets are securely locked. Additional locking levers are only required for flying leads (plug/socket).

Material data

Note (material data)	Information on material specifications can be found here
Color	white
Insulation material (main housing)	Polyamide (PA66)
Fire class per EN 50575	E _{ca}
Contact material	Copper or copper alloy; surface-treated
Contact Plating	Tin
Fire load	150.311 MJ
Connector color	white
Strain relief color	white
Printing color of strain relief	black
Sheathed cable color	white
Printing color of sheathed cable	black
Halogen-free	No
Silicon-free	Yes
Sheath material	PVC
Rubber cable	No
Weight	825 g
Copper weight of the raw cable	0.072 kg/m

Environmental requirements

Processing temperature	-5 ... +40 °C
Continuous operating temperature	-35 ... +85 °C
Note on continuous operating temperature	Cable for temperatures ≤ 70 °C (including halogen-free) Insulating parts for temperatures ≤ 105 °C

Commercial data

PU (SPU)	1 pcs
Packaging type	unpacked
Country of origin	DE
GTIN	4044918589758
Customs tariff number	85444290900

Product Classification

UNSPSC	26121629
eCl@ss 10.0	27-44-06-04
eCl@ss 9.0	27-44-06-04
ETIM 9.0	EC002587
ETIM 10.0	EC002587
ECCN	NO US CLASSIFICATION

Environmental Product Compliance

RoHS Compliance Status	Compliant, No Exemption
------------------------	-------------------------

Approvals / Certificates

General approvals



Approval	Standard	Certificate Name
CCA DEKRA Certification B.V.	EN 61535	NTR NL-7355
KEMA/KEUR DEKRA Certification B.V.	EN 61535	71-123834

Declarations of conformity and manufacturer's declarations

Approval	Standard	Certificate Name
----------	----------	------------------

EU-Declaration of Confor- mity WAGO GmbH & Co. KG	-	-
---	---	---

UK-Declaration of Confor- mity WAGO GmbH & Co. KG	-	-
---	---	---

Downloads

Environmental Product Compliance




Compliance Search

Environmental Product
Compliance
771-9995/006-502



Documentation

Bid Text

771-9995/006-502	19.02.2019	xml 2.90 KB	
771-9995/006-502	10.12.2014	doc 24.00 KB	
ausschreiben.de 771-9995/006-502			

CAD/CAE-Data

CAD data

2D/3D Models
771-9995/006-502



CAE data

EPLAN Data Portal
771-9995/006-502



WSCAD Universe
771-9995/006-502



ZUKEN Portal
771-9995/006-502



1 Compatible Products

1.1 Required Accessories

1.1.1 Locking system

1.1.1.1 Locking system



Item No.: 770-101

Locking lever; for flying leads; for manual operation; black

Item No.: 770-121

Locking lever; for flying leads; for manual operation; white

Item No.: 770-111

Locking lever; for flying leads; for tool operation; black

Item No.: 770-131

Locking lever; for flying leads; for tool operation; white

1.2 Optional Accessories

1.2.1 Cover

1.2.1.1 Cover



Item No.: 770-201

Lockout cap; 12-pole, separable; for sockets; Plastic; black

Item No.: 770-221

Lockout cap; 12-pole, separable; for sockets; Plastic; white

Item No.: 770-360

Lockout cap; for plugs; 5-pole; separable; yellow

Item No.: 897-2005

Protective cap; Type4; for sockets and plugs; PVC; red

1.2.2 Installation

1.2.2.1 Mounting accessories



Item No.: 770-310

Mounting carrier; 2- to 5-pole; for flying leads; black

1.2.3 Marking

1.2.3.1 Marker



Item No.: 770-450/000-006

Marker card; Plastic; blue

Item No.: 770-450/000-001

Marker card; Plastic; green

Item No.: 770-450/000-012

Marker card; Plastic; orange

Item No.: 770-450/000-005

Marker card; Plastic; red



Item No.: 770-450

Marker card; Plastic; white

Item No.: 770-450/000-002

Marker card; Plastic; yellow

1.2.3.2 Marking strip



Item No.: 210-334

Marking strips; as a DIN A4 sheet; Strip width 5 mm; Strip length 182 mm; plain; Self-adhesive; white